

CPU Benchmarks

Over 1,000,000 CPUs Benchmarked

CPU List

Below is an alphabetical list of all CPU types that appear in the charts. Clicking on a specific processor name will take you to the chart it appears in and will highlight it for you. Results below are for [Single CPU Systems](#) only. For [Multiple CPU Systems](#), results can be found on the CPU Mega List page.

Single CPU Systems

Last updated on the 2nd of April 2023

Column

| CPU Name | CPU Mark (higher is better) | Rank (lower is better) | Price (USD) |
|---|--------------------------------|---------------------------|----------------|
| AArch64 rev 2 (aarch64) | 2,283 | 2209 | NA |
| AArch64 rev 4 (aarch64) | 1,832 | 2460 | NA |
| AC8257V/WAB | 711 | 3382 | NA |
| AMD 3015Ce | 2,067 | 2317 | NA |
| AMD 3015e | 2,709 | 2000 | NA |
| AMD 3020e | 2,446 | 2108 | NA |
| AMD 4700S | 18,102 | 461 | NA |
| AMD A4 Micro-6400T APU | 1,004 | 3087 | NA |
| AMD A4 PRO-3340B | 1,645 | 2574 | NA |
| AMD A4 PRO-7300B APU | 1,470 | 2696 | NA |
| AMD A4 PRO-7350B | 1,544 | 2647 | NA |
| AMD A4-1200 APU | 369 | 3749 | NA |
| AMD A4-1250 APU | 411 | 3699 | NA |
| AMD A4-3300 APU | 960 | 3126 | \$56.61 |
| AMD A4-3300M APU | 706 | 3390 | \$29.99* |

| CPU Name | CPU Mark (higher is better) | Rank (lower is better) | Price (USD) |
|----------|--------------------------------|---------------------------|----------------|
|----------|--------------------------------|---------------------------|----------------|

 CPU Benchmarks ▼

| | | | |
|---|-------|------|-----------|
| <u>AMD A4-3320M APU</u> | 640 | 3466 | \$39.00* |
| <u>AMD A4-3330MX APU</u> | 752 | 3338 | NA |
| <u>AMD A4-3400 APU</u> | 1,080 | 3011 | \$79.95 |
| <u>AMD A4-3420 APU</u> | 1,080 | 3010 | \$136.00* |
| <u>AMD A4-4000 APU</u> | 1,158 | 2940 | \$19.79 |
| <u>AMD A4-4020 APU</u> | 1,268 | 2841 | \$105.37 |
| <u>AMD A4-4300M APU</u> | 1,011 | 3076 | \$29.86* |
| <u>AMD A4-4355M APU</u> | 806 | 3272 | NA |
| <u>AMD A4-5000 APU</u> | 1,294 | 2817 | NA |
| <u>AMD A4-5050 APU</u> | 1,328 | 2792 | NA |
| <u>AMD A4-5100 APU</u> | 1,346 | 2781 | NA |
| <u>AMD A4-5150M APU</u> | 765 | 3325 | NA |
| <u>AMD A4-5300 APU</u> | 1,372 | 2765 | \$26.95* |
| <u>AMD A4-5300B APU</u> | 1,237 | 2865 | \$25.95* |
| <u>AMD A4-6210 APU</u> | 1,495 | 2684 | NA |
| <u>AMD A4-6250J APU</u> | 1,656 | 2565 | NA |
| <u>AMD A4-6300 APU</u> | 1,428 | 2727 | \$42.02 |
| <u>AMD A4-6300B APU</u> | 1,328 | 2793 | \$27.95* |
| <u>AMD A4-6320 APU</u> | 1,543 | 2648 | \$69.99* |
| <u>AMD A4-7210 APU</u> | 1,666 | 2559 | NA |
| <u>AMD A4-7300 APU</u> | 1,528 | 2656 | \$18.57 |
| <u>AMD A4-9120</u> | 1,219 | 2882 | NA |
| <u>AMD A4-9120C</u> | 825 | 3256 | NA |
| <u>AMD A4-9120e</u> | 844 | 3235 | NA |
| <u>AMD A4-9125</u> | 1,214 | 2887 | NA |
| <u>AMD A6 Micro-6500T APU</u> | 1,146 | 2951 | NA |
| <u>AMD A6 PRO-7050B APU</u> | 1,009 | 3081 | NA |
| <u>AMD A6 PRO-7400B</u> | 1,654 | 2569 | NA |
| <u>AMD A6-1450 APU</u> | 1,117 | 2974 | NA |
| <u>AMD A6-3400M APU</u> | 1,198 | 2899 | \$24.45* |
| <u>AMD A6-3410MX APU</u> | 1,236 | 2867 | \$2.00* |

| CPU Name | CPU Mark (higher is better) | Rank (lower is better) | Price (USD) |
|----------|--------------------------------|---------------------------|----------------|
|----------|--------------------------------|---------------------------|----------------|

 CPU Benchmarks ▼

| | | | |
|---|-------|------|-----------|
| <u>AMD A6-3500 APU</u> | 1,379 | 2759 | \$74.93 |
| <u>AMD A6-3600 APU</u> | 1,662 | 2562 | \$24.95* |
| <u>AMD A6-3620 APU</u> | 1,857 | 2446 | \$22.49* |
| <u>AMD A6-3650 APU</u> | 2,014 | 2341 | \$128.00* |
| <u>AMD A6-3670 APU</u> | 2,101 | 2298 | \$54.95* |
| <u>AMD A6-4400M APU</u> | 1,006 | 3084 | \$27.00* |
| <u>AMD A6-4455M APU</u> | 785 | 3298 | NA |
| <u>AMD A6-5200 APU</u> | 1,656 | 2564 | NA |
| <u>AMD A6-5345M APU</u> | 1,122 | 2969 | NA |
| <u>AMD A6-5350M APU</u> | 1,141 | 2957 | \$33.12 |
| <u>AMD A6-5357M APU</u> | 1,260 | 2848 | NA |
| <u>AMD A6-5400B APU</u> | 1,454 | 2706 | \$28.94* |
| <u>AMD A6-5400K APU</u> | 1,256 | 2851 | \$52.02 |
| <u>AMD A6-6310 APU</u> | 1,669 | 2557 | NA |
| <u>AMD A6-6400B APU</u> | 1,616 | 2591 | NA |
| <u>AMD A6-6400K APU</u> | 1,453 | 2708 | \$18.20 |
| <u>AMD A6-6420B APU</u> | 1,550 | 2640 | NA |
| <u>AMD A6-6420K APU</u> | 1,526 | 2658 | \$149.99* |
| <u>AMD A6-7000</u> | 1,010 | 3079 | NA |
| <u>AMD A6-7310 APU</u> | 1,736 | 2520 | NA |
| <u>AMD A6-7400K APU</u> | 1,600 | 2602 | \$39.99 |
| <u>AMD A6-7470K</u> | 1,799 | 2478 | \$69.00 |
| <u>AMD A6-7480</u> | 1,836 | 2457 | \$36.89* |
| <u>AMD A6-8500P</u> | 1,445 | 2718 | NA |
| <u>AMD A6-8550</u> | 1,604 | 2598 | NA |
| <u>AMD A6-9200</u> | 1,082 | 3008 | NA |
| <u>AMD A6-9210</u> | 1,211 | 2889 | NA |
| <u>AMD A6-9220</u> | 1,273 | 2835 | NA |
| <u>AMD A6-9220C</u> | 1,072 | 3018 | NA |
| <u>AMD A6-9220e</u> | 986 | 3103 | NA |
| <u>AMD A6-9225</u> | 1,320 | 2800 | NA |

| CPU Name | CPU Mark (higher is better) | Rank (lower is better) | Price (USD) |
|----------|--------------------------------|---------------------------|----------------|
|----------|--------------------------------|---------------------------|----------------|

 CPU Benchmarks 

| | | | |
|---|-------|------|-----------|
| <u>AMD A6-950U</u> | 1,874 | 2435 | \$92.89 |
| <u>AMD A6-9500E</u> | 1,747 | 2517 | \$57.46 |
| <u>AMD A8 PRO-7150B APU</u> | 1,536 | 2653 | NA |
| <u>AMD A8 PRO-7600B APU</u> | 2,919 | 1925 | NA |
| <u>AMD A8-3500M APU</u> | 1,430 | 2725 | \$59.95* |
| <u>AMD A8-3510MX APU</u> | 1,622 | 2587 | \$77.11* |
| <u>AMD A8-3520M APU</u> | 1,431 | 2723 | \$55.00* |
| <u>AMD A8-3530MX APU</u> | 1,572 | 2620 | NA |
| <u>AMD A8-3550MX APU</u> | 1,579 | 2617 | NA |
| <u>AMD A8-3800 APU</u> | 1,971 | 2366 | \$109.95* |
| <u>AMD A8-3820 APU</u> | 2,164 | 2270 | \$44.95* |
| <u>AMD A8-3850 APU</u> | 2,341 | 2167 | \$68.02 |
| <u>AMD A8-3870K APU</u> | 2,299 | 2198 | \$68.04 |
| <u>AMD A8-4500M APU</u> | 1,676 | 2554 | \$56.21* |
| <u>AMD A8-4555M APU</u> | 1,321 | 2798 | NA |
| <u>AMD A8-5500 APU</u> | 2,575 | 2055 | \$58.95* |
| <u>AMD A8-5500B APU</u> | 2,620 | 2036 | \$49.04* |
| <u>AMD A8-5545M APU</u> | 1,584 | 2611 | NA |
| <u>AMD A8-5550M APU</u> | 1,857 | 2445 | NA |
| <u>AMD A8-5557M APU</u> | 1,734 | 2524 | NA |
| <u>AMD A8-5600K APU</u> | 2,820 | 1958 | \$69.01 |
| <u>AMD A8-6410 APU</u> | 1,778 | 2496 | NA |
| <u>AMD A8-6500 APU</u> | 2,812 | 1962 | \$31.00 |
| <u>AMD A8-6500B APU</u> | 2,868 | 1945 | \$49.95* |
| <u>AMD A8-6500T APU</u> | 1,816 | 2469 | \$59.95* |
| <u>AMD A8-6600K APU</u> | 2,982 | 1895 | \$22.22 |
| <u>AMD A8-7050</u> | 1,094 | 2997 | NA |
| <u>AMD A8-7100 APU</u> | 1,644 | 2576 | NA |
| <u>AMD A8-7200P</u> | 2,154 | 2272 | NA |
| <u>AMD A8-7410 APU</u> | 1,820 | 2466 | NA |
| <u>AMD A8-7500</u> | 3,706 | 1666 | NA |

| CPU Name | CPU Mark (higher is better) | Rank (lower is better) | Price (USD) |
|----------|--------------------------------|---------------------------|----------------|
|----------|--------------------------------|---------------------------|----------------|

 CPU Benchmarks ▼

| | | | |
|--|-------|------|-----------|
| <u>AMD A8-7670K</u> | 3,182 | 1825 | \$79.50* |
| <u>AMD A8-7680</u> | 3,538 | 1702 | \$47.90 |
| <u>AMD A8-8600P</u> | 2,240 | 2230 | NA |
| <u>AMD A8-8650</u> | 2,774 | 1976 | NA |
| <u>AMD A8-9600</u> | 3,294 | 1781 | \$113.89 |
| <u>AMD A9-9400</u> | 1,354 | 2776 | NA |
| <u>AMD A9-9410</u> | 1,520 | 2664 | NA |
| <u>AMD A9-9420</u> | 1,506 | 2676 | NA |
| <u>AMD A9-9420e</u> | 1,115 | 2977 | NA |
| <u>AMD A9-9425</u> | 1,519 | 2667 | NA |
| <u>AMD A9-9430</u> | 1,588 | 2609 | NA |
| <u>AMD A9-9820</u> | 3,662 | 1675 | NA |
| <u>AMD A10 Micro-6700T APU</u> | 1,426 | 2730 | NA |
| <u>AMD A10 PRO-7350B APU</u> | 1,926 | 2399 | NA |
| <u>AMD A10 PRO-7800B APU</u> | 3,350 | 1761 | NA |
| <u>AMD A10 PRO-7850B APU</u> | 3,420 | 1735 | \$148.02* |
| <u>AMD A10-4600M APU</u> | 1,935 | 2394 | \$78.02* |
| <u>AMD A10-4655M APU</u> | 1,642 | 2577 | NA |
| <u>AMD A10-4657M APU</u> | 1,759 | 2508 | NA |
| <u>AMD A10-5700 APU</u> | 2,744 | 1985 | \$59.95* |
| <u>AMD A10-5745M APU</u> | 1,756 | 2509 | NA |
| <u>AMD A10-5750M APU</u> | 1,948 | 2383 | \$94.02 |
| <u>AMD A10-5757M APU</u> | 2,031 | 2332 | NA |
| <u>AMD A10-5800B APU</u> | 2,959 | 1904 | \$44.99* |
| <u>AMD A10-5800K APU</u> | 2,956 | 1907 | \$26.70 |
| <u>AMD A10-6700 APU</u> | 3,126 | 1843 | \$36.86 |
| <u>AMD A10-6700T APU</u> | 2,299 | 2199 | \$147.61* |
| <u>AMD A10-6790K APU</u> | 3,069 | 1866 | \$34.47 |
| <u>AMD A10-6800B APU</u> | 3,015 | 1883 | \$128.02* |
| <u>AMD A10-6800K APU</u> | 3,179 | 1826 | \$53.00 |
| <u>AMD A10-7300 APU</u> | 1,732 | 2527 | NA |

| CPU Name | CPU Mark (higher is better) | Rank (lower is better) | Price (USD) |
|----------|--------------------------------|---------------------------|----------------|
|----------|--------------------------------|---------------------------|----------------|

 CPU Benchmarks ▼

| | | | |
|--|-------|------|-----------|
| <u>AMD A10-7800 APU</u> | 3,175 | 1827 | \$37.00 |
| <u>AMD A10-7850K APU</u> | 3,386 | 1746 | \$55.76 |
| <u>AMD A10-7860K</u> | 3,264 | 1792 | \$53.29 |
| <u>AMD A10-7870K</u> | 3,450 | 1726 | \$517.20 |
| <u>AMD A10-7890K</u> | 3,491 | 1717 | \$137.19 |
| <u>AMD A10-8700P</u> | 2,226 | 2240 | NA |
| <u>AMD A10-8750</u> | 3,241 | 1804 | NA |
| <u>AMD A10-8850</u> | 3,438 | 1731 | NA |
| <u>AMD A10-9600P</u> | 2,278 | 2213 | NA |
| <u>AMD A10-9620P</u> | 2,596 | 2044 | NA |
| <u>AMD A10-9630P</u> | 2,929 | 1922 | NA |
| <u>AMD A10-9700</u> | 3,544 | 1700 | \$128.81 |
| <u>AMD A10-9700E</u> | 3,047 | 1873 | \$89.09 |
| <u>AMD A12-9700P</u> | 2,455 | 2101 | NA |
| <u>AMD A12-9720P</u> | 2,630 | 2028 | NA |
| <u>AMD A12-9730P</u> | 3,216 | 1810 | NA |
| <u>AMD A12-9800</u> | 3,492 | 1716 | \$99.89 |
| <u>AMD A12-9800E</u> | 3,447 | 1727 | \$670.15* |
| <u>AMD Athlon64 X2 Dual Core 4600+</u> | 803 | 3279 | NA |
| <u>AMD Athlon 64 2000+</u> | 154 | 4055 | NA |
| <u>AMD Athlon 64 2600+</u> | 243 | 3922 | NA |
| <u>AMD Athlon 64 2800+</u> | 295 | 3843 | \$99.99* |
| <u>AMD Athlon 64 3000+</u> | 334 | 3794 | \$20.00* |
| <u>AMD Athlon 64 3100+</u> | 484 | 3631 | NA |
| <u>AMD Athlon 64 3200+</u> | 282 | 3866 | \$149.95* |
| <u>AMD Athlon 64 3300+</u> | 375 | 3743 | NA |
| <u>AMD Athlon 64 3400+</u> | 317 | 3812 | \$99.95* |
| <u>AMD Athlon 64 3500+</u> | 396 | 3722 | \$79.95* |
| <u>AMD Athlon 64 3700+</u> | 394 | 3725 | \$89.95* |
| <u>AMD Athlon 64 3800+</u> | 292 | 3850 | \$131.01* |
| <u>AMD Athlon 64 4000+</u> | 340 | 3779 | \$99.95* |

| CPU Name | CPU Mark (higher is better) | Rank (lower is better) | Price (USD) |
|--|--------------------------------|---------------------------|----------------|
| AMD Athlon 64 FX-59 | 465 | 3652 | NA |
| AMD Athlon 64 FX-60 Dual Core | 709 | 3384 | NA |
| AMD Athlon 64 FX-62 Dual Core | 943 | 3146 | \$250.00 |
| AMD Athlon 64 FX-74 | 972 | 3117 | \$499.50* |
| AMD Athlon 64 X2 3800+ | 566 | 3546 | NA |
| AMD Athlon 64 X2 Dual Core 3400+ | 531 | 3588 | NA |
| AMD Athlon 64 X2 Dual Core 3600+ | 610 | 3490 | \$68.25* |
| AMD Athlon 64 X2 Dual Core 3800+ | 630 | 3473 | NA |
| AMD Athlon 64 X2 Dual Core 4000+ | 669 | 3439 | NA |
| AMD Athlon 64 X2 Dual Core 4200+ | 679 | 3422 | \$109.95* |
| AMD Athlon 64 X2 Dual Core 4400+ | 666 | 3441 | \$298.95* |
| AMD Athlon 64 X2 Dual Core 4600+ | 718 | 3376 | \$349.95* |
| AMD Athlon 64 X2 Dual Core 4800+ | 679 | 3423 | \$149.95* |
| AMD Athlon 64 X2 Dual Core 5000+ | 773 | 3314 | \$331.49* |
| AMD Athlon 64 X2 Dual Core 5200+ | 847 | 3231 | \$60.00* |
| AMD Athlon 64 X2 Dual Core 5400+ | 907 | 3177 | \$52.99* |
| AMD Athlon 64 X2 Dual Core 5600+ | 921 | 3169 | \$107.21* |
| AMD Athlon 64 X2 Dual Core 5800+ | 797 | 3285 | \$29.95* |
| AMD Athlon 64 X2 Dual Core 6000+ | 940 | 3148 | \$38.50* |
| AMD Athlon 64 X2 Dual Core 6400+ | 962 | 3124 | \$249.95* |
| AMD Athlon 64 X2 Dual Core BE-2300 | 594 | 3511 | NA |
| AMD Athlon 64 X2 Dual Core BE-2350 | 573 | 3535 | NA |
| AMD Athlon 64 X2 Dual-Core TK-42 | 577 | 3529 | NA |
| AMD Athlon 64 X2 Dual-Core TK-53 | 535 | 3584 | NA |
| AMD Athlon 64 X2 Dual-Core TK-55 | 518 | 3597 | \$72.74* |
| AMD Athlon 64 X2 Dual-Core TK-57 | 620 | 3485 | NA |
| AMD Athlon 64 X2 QL-60 | 547 | 3571 | NA |
| AMD Athlon 64 X2 QL-62 | 525 | 3593 | NA |
| AMD Athlon 64 X2 QL-64 | 622 | 3482 | NA |
| AMD Athlon 64 X2 QL-65 | 589 | 3517 | \$22.00* |
| AMD Athlon 64 X2 QL-66 | 644 | 3464 | NA |

 CPU Benchmarks ▼

| CPU Name | CPU Mark (higher is better) | Rank (lower is better) | Price (USD) |
|----------|--------------------------------|---------------------------|----------------|
|----------|--------------------------------|---------------------------|----------------|

 CPU Benchmarks 

| | | | |
|---|-------|------|-----------|
| <u>AMD Athlon 220GE</u> | 4,426 | 1506 | \$125.00* |
| <u>AMD Athlon 240GE</u> | 4,534 | 1488 | \$104.39 |
| <u>AMD Athlon 300GE</u> | 4,256 | 1540 | NA |
| <u>AMD Athlon 300U</u> | 3,922 | 1614 | NA |
| <u>AMD Athlon 320GE</u> | 4,285 | 1532 | NA |
| <u>AMD Athlon 1500+</u> | 191 | 4002 | NA |
| <u>AMD Athlon 1640B</u> | 412 | 3698 | \$50.00* |
| <u>AMD Athlon 2650e</u> | 274 | 3878 | \$19.00* |
| <u>AMD Athlon 2800+</u> | 291 | 3855 | \$109.95* |
| <u>AMD Athlon 2850e</u> | 333 | 3796 | NA |
| <u>AMD Athlon 3000G</u> | 4,482 | 1498 | \$89.99* |
| <u>AMD Athlon 5000 Dual-Core</u> | 872 | 3204 | \$109.95 |
| <u>AMD Athlon 5150 APU</u> | 1,373 | 2761 | \$98.86* |
| <u>AMD Athlon 5200 Dual-Core</u> | 869 | 3208 | \$189.95 |
| <u>AMD Athlon 5350 APU</u> | 1,754 | 2514 | \$147.83* |
| <u>AMD Athlon 5370 APU</u> | 1,867 | 2440 | \$598.68* |
| <u>AMD Athlon 7450 Dual-Core</u> | 789 | 3295 | NA |
| <u>AMD Athlon 7550 Dual-Core</u> | 900 | 3182 | \$14.95* |
| <u>AMD Athlon 7750 Dual-Core</u> | 960 | 3127 | \$79.99 |
| <u>AMD Athlon 7850 Dual-Core</u> | 1,058 | 3031 | \$99.99 |
| <u>AMD Athlon Dual Core 4050e</u> | 674 | 3430 | NA |
| <u>AMD Athlon Dual Core 4450B</u> | 719 | 3375 | \$31.00* |
| <u>AMD Athlon Dual Core 4450e</u> | 705 | 3391 | \$14.48* |
| <u>AMD Athlon Dual Core 4850B</u> | 727 | 3367 | NA |
| <u>AMD Athlon Dual Core 4850e</u> | 783 | 3300 | \$39.00* |
| <u>AMD Athlon Dual Core 5000B</u> | 856 | 3219 | \$95.00* |
| <u>AMD Athlon Dual Core 5050e</u> | 809 | 3269 | \$60.00* |
| <u>AMD Athlon Dual Core 5200B</u> | 823 | 3257 | NA |
| <u>AMD Athlon Dual Core 5400B</u> | 826 | 3253 | NA |
| <u>AMD Athlon Dual Core 5600B</u> | 737 | 3353 | NA |
| <u>AMD Athlon Gold 3150C</u> | 3,292 | 1782 | NA |

| CPU Name | CPU Mark (higher is better) | Rank (lower is better) | Price (USD) |
|--|--------------------------------|---------------------------|----------------|
| AMD Athlon Gold PRO 3150G | 1,102 | 996 | NA |
| AMD Athlon Gold PRO 3150GE | 7,006 | 1089 | NA |
| AMD Athlon Gold PRO 4150GE | 8,070 | 966 | NA |
| AMD Athlon II 160u | 358 | 3759 | \$29.99* |
| AMD Athlon II 170u | 340 | 3780 | \$24.00* |
| AMD Athlon II Dual-Core M300 | 662 | 3445 | NA |
| AMD Athlon II Dual-Core M320 | 726 | 3369 | \$30.00* |
| AMD Athlon II Dual-Core M340 | 676 | 3425 | NA |
| AMD Athlon II N330 Dual-Core | 665 | 3443 | NA |
| AMD Athlon II N350 Dual-Core | 767 | 3323 | NA |
| AMD Athlon II N370 Dual-Core | 899 | 3183 | NA |
| AMD Athlon II Neo K125 | 302 | 3834 | NA |
| AMD Athlon II Neo K145 | 298 | 3840 | NA |
| AMD Athlon II Neo K325 Dual-Core | 417 | 3692 | \$25.99* |
| AMD Athlon II Neo K345 Dual-Core | 527 | 3591 | NA |
| AMD Athlon II Neo N36L Dual-Core | 478 | 3636 | NA |
| AMD Athlon II P320 Dual-Core | 693 | 3404 | \$19.95 |
| AMD Athlon II P340 Dual-Core | 691 | 3408 | \$39.95 |
| AMD Athlon II P360 Dual-Core | 707 | 3389 | \$19.95* |
| AMD Athlon II X2 210e | 1,105 | 2990 | \$28.49* |
| AMD Athlon II X2 215 | 952 | 3140 | \$28.97* |
| AMD Athlon II X2 220 | 1,023 | 3061 | \$59.95 |
| AMD Athlon II X2 235e | 1,084 | 3006 | \$97.50* |
| AMD Athlon II X2 240 | 994 | 3097 | \$24.95 |
| AMD Athlon II X2 240e | 1,002 | 3090 | \$37.89* |
| AMD Athlon II X2 245 | 1,063 | 3028 | \$39.88* |
| AMD Athlon II X2 245e | 1,131 | 2965 | \$19.97 |
| AMD Athlon II X2 250 | 1,111 | 2985 | \$38.95 |
| AMD Athlon II X2 250e | 1,155 | 2943 | \$76.73* |
| AMD Athlon II X2 250u | 592 | 3514 | \$24.95 |
| AMD Athlon II X2 255 | 1,187 | 2910 | \$12.55* |

 CPU Benchmarks 

| CPU Name | CPU Mark (higher is better) | Rank (lower is better) | Price (USD) |
|----------|--------------------------------|---------------------------|----------------|
|----------|--------------------------------|---------------------------|----------------|

 CPU Benchmarks 

| | | | |
|---|-------|------|-----------|
| <u>AMD Athlon II X2 265</u> | 1,265 | 2843 | \$12.55 |
| <u>AMD Athlon II X2 270</u> | 1,257 | 2850 | \$15.00 |
| <u>AMD Athlon II X2 270u</u> | 675 | 3427 | \$67.67* |
| <u>AMD Athlon II X2 280</u> | 1,355 | 2775 | \$76.89* |
| <u>AMD Athlon II X2 4300e</u> | 990 | 3100 | NA |
| <u>AMD Athlon II X2 4400e</u> | 978 | 3110 | NA |
| <u>AMD Athlon II X2 4450e</u> | 867 | 3212 | NA |
| <u>AMD Athlon II X2 B22</u> | 1,045 | 3046 | \$25.95* |
| <u>AMD Athlon II X2 B24</u> | 1,101 | 2993 | \$24.10 |
| <u>AMD Athlon II X2 B26</u> | 1,172 | 2925 | \$24.95 |
| <u>AMD Athlon II X2 B28</u> | 1,274 | 2834 | \$39.02 |
| <u>AMD Athlon II X3 400e</u> | 1,320 | 2799 | \$25.49* |
| <u>AMD Athlon II X3 405e</u> | 1,331 | 2791 | \$112.90* |
| <u>AMD Athlon II X3 415e</u> | 1,441 | 2720 | \$75.00* |
| <u>AMD Athlon II X3 420e</u> | 1,557 | 2630 | \$116.15* |
| <u>AMD Athlon II X3 425</u> | 1,551 | 2637 | \$58.34* |
| <u>AMD Athlon II X3 435</u> | 1,672 | 2556 | \$159.95* |
| <u>AMD Athlon II X3 440</u> | 1,718 | 2533 | \$16.91 |
| <u>AMD Athlon II X3 445</u> | 1,804 | 2474 | \$14.99* |
| <u>AMD Athlon II X3 450</u> | 1,796 | 2484 | \$14.98 |
| <u>AMD Athlon II X3 455</u> | 1,860 | 2444 | \$25.76* |
| <u>AMD Athlon II X3 460</u> | 1,985 | 2360 | \$16.74 |
| <u>AMD Athlon II X4 553</u> | 2,418 | 2125 | NA |
| <u>AMD Athlon II X4 555</u> | 2,439 | 2111 | NA |
| <u>AMD Athlon II X4 557</u> | 2,567 | 2059 | NA |
| <u>AMD Athlon II X4 559</u> | 2,602 | 2041 | NA |
| <u>AMD Athlon II X4 600e</u> | 1,711 | 2538 | \$19.85 |
| <u>AMD Athlon II X4 605e</u> | 1,957 | 2375 | \$15.76 |
| <u>AMD Athlon II X4 610e</u> | 1,871 | 2436 | \$16.60 |
| <u>AMD Athlon II X4 615e</u> | 2,000 | 2350 | \$59.00* |
| <u>AMD Athlon II X4 620</u> | 1,948 | 2384 | \$163.76* |

| CPU Name | CPU Mark (higher is better) | Rank (lower is better) | Price (USD) |
|---|--------------------------------|---------------------------|----------------|
| AMD Athlon II X4 635 | 2,181 | 2263 | \$17.21 |
| AMD Athlon II X4 638 Quad-Core | 2,250 | 2226 | \$62.85* |
| AMD Athlon II X4 640 | 2,209 | 2246 | \$16.20 |
| AMD Athlon II X4 641 Quad-Core | 2,258 | 2221 | \$11.90 |
| AMD Athlon II X4 645 | 2,323 | 2179 | \$16.21 |
| AMD Athlon II X4 650 | 2,453 | 2102 | \$166.60* |
| AMD Athlon II X4 651 Quad-Core | 2,338 | 2169 | \$149.95* |
| AMD Athlon II X4 655 | 2,078 | 2307 | NA |
| AMD Athlon L110 | 197 | 3988 | NA |
| AMD Athlon LE-1600 | 412 | 3697 | \$21.00* |
| AMD Athlon LE-1620 | 421 | 3688 | \$18.00* |
| AMD Athlon LE-1640 | 430 | 3678 | \$89.95* |
| AMD Athlon LE-1660 | 416 | 3693 | NA |
| AMD Athlon Neo MV-40 | 270 | 3883 | NA |
| AMD Athlon Neo X2 Dual Core 6850e | 456 | 3657 | NA |
| AMD Athlon Neo X2 Dual Core L325 | 476 | 3638 | NA |
| AMD Athlon Neo X2 Dual Core L335 | 529 | 3590 | NA |
| AMD Athlon PRO 200GE | 4,139 | 1565 | NA |
| AMD Athlon PRO 300GE | 4,432 | 1503 | NA |
| AMD Athlon PRO 300U | 4,074 | 1584 | NA |
| AMD Athlon PRO 3045B | 1,487 | 2689 | NA |
| AMD Athlon Silver 3050e | 3,010 | 1884 | NA |
| AMD Athlon Silver 3050GE | 4,545 | 1486 | NA |
| AMD Athlon Silver 3050U | 2,997 | 1890 | NA |
| AMD Athlon Silver PRO 3125GE | 4,633 | 1472 | NA |
| AMD Athlon TF-20 | 265 | 3895 | NA |
| AMD Athlon TF-36 | 338 | 3782 | NA |
| AMD Athlon X2 215 | 996 | 3096 | NA |
| AMD Athlon X2 240 | 921 | 3168 | NA |
| AMD Athlon X2 240e | 1,015 | 3070 | NA |
| AMD Athlon X2 250 | 855 | 3222 | NA |

 CPU Benchmarks ▼

| CPU Name | CPU Mark (higher is better) | Rank (lower is better) | Price (USD) |
|----------|--------------------------------|---------------------------|----------------|
|----------|--------------------------------|---------------------------|----------------|

CPU Benchmarks ▼

| | | | |
|--|-------|------|-----------|
| <u>AMD Athlon X2 340 Dual Core</u> | 1,301 | 2811 | \$94.97* |
| <u>AMD Athlon X2 370K Dual Core</u> | 1,504 | 2680 | NA |
| <u>AMD Athlon X2 450</u> | 1,295 | 2816 | NA |
| <u>AMD Athlon X2 Dual Core 3250e</u> | 357 | 3760 | NA |
| <u>AMD Athlon X2 Dual Core 6850e</u> | 564 | 3550 | NA |
| <u>AMD Athlon X2 Dual Core BE-2300</u> | 570 | 3538 | \$89.95* |
| <u>AMD Athlon X2 Dual Core BE-2350</u> | 591 | 3515 | NA |
| <u>AMD Athlon X2 Dual Core BE-2400</u> | 674 | 3431 | NA |
| <u>AMD Athlon X2 Dual Core L310</u> | 324 | 3804 | NA |
| <u>AMD Athlon X3 425</u> | 1,516 | 2671 | NA |
| <u>AMD Athlon X3 435</u> | 1,781 | 2495 | \$95.49* |
| <u>AMD Athlon X3 440</u> | 1,438 | 2721 | \$87.99* |
| <u>AMD Athlon X3 445</u> | 1,626 | 2586 | NA |
| <u>AMD Athlon X3 455</u> | 1,783 | 2493 | NA |
| <u>AMD Athlon X4 530</u> | 1,786 | 2489 | NA |
| <u>AMD Athlon X4 620</u> | 1,810 | 2470 | \$64.95* |
| <u>AMD Athlon X4 640</u> | 2,115 | 2287 | NA |
| <u>AMD Athlon X4 730</u> | 2,113 | 2289 | NA |
| <u>AMD Athlon X4 740 Quad Core</u> | 2,706 | 2002 | \$12.80 |
| <u>AMD Athlon X4 750 Quad Core</u> | 2,459 | 2098 | \$94.75* |
| <u>AMD Athlon X4 750K Quad Core</u> | 2,828 | 1954 | \$190.44* |
| <u>AMD Athlon X4 760K Quad Core</u> | 2,935 | 1918 | \$22.78 |
| <u>AMD Athlon X4 830</u> | 2,901 | 1936 | \$202.32* |
| <u>AMD Athlon X4 840</u> | 3,304 | 1775 | \$124.95* |
| <u>AMD Athlon X4 845</u> | 3,794 | 1639 | \$79.95 |
| <u>AMD Athlon X4 860K</u> | 3,411 | 1737 | \$20.70 |
| <u>AMD Athlon X4 870K</u> | 3,392 | 1744 | \$34.30 |
| <u>AMD Athlon X4 880K</u> | 3,663 | 1674 | \$94.61 |
| <u>AMD Athlon X4 950</u> | 3,563 | 1698 | \$29.99 |
| <u>AMD Athlon XP1600+</u> | 183 | 4013 | NA |
| <u>AMD Athlon XP2400+</u> | 243 | 3921 | NA |

| CPU Name | CPU Mark (higher is better) | Rank (lower is better) | Price (USD) |
|----------|--------------------------------|---------------------------|----------------|
|----------|--------------------------------|---------------------------|----------------|

CPU Benchmarks ▼

| | | | |
|---|-------|------|----------|
| <u>AMD Athlon XP 1700+</u> | 176 | 4025 | \$51.25* |
| <u>AMD Athlon XP 1800+</u> | 195 | 3993 | \$50.95* |
| <u>AMD Athlon XP 1900+</u> | 203 | 3979 | \$45.80* |
| <u>AMD Athlon XP 2000+</u> | 195 | 3994 | \$58.99* |
| <u>AMD Athlon XP 2100+</u> | 210 | 3968 | \$63.75* |
| <u>AMD Athlon XP 2200+</u> | 214 | 3966 | \$84.95* |
| <u>AMD Athlon XP 2400+</u> | 234 | 3941 | \$79.99* |
| <u>AMD Athlon XP 2500+</u> | 231 | 3949 | NA |
| <u>AMD Athlon XP 2600+</u> | 242 | 3924 | \$23.03* |
| <u>AMD Athlon XP 2700+</u> | 256 | 3903 | \$84.79* |
| <u>AMD Athlon XP 2800+</u> | 260 | 3900 | NA |
| <u>AMD Athlon XP 2900+</u> | 276 | 3877 | NA |
| <u>AMD Athlon XP 3000+</u> | 262 | 3899 | \$79.70* |
| <u>AMD Athlon XP 3100+</u> | 282 | 3867 | NA |
| <u>AMD Athlon XP 3200+</u> | 281 | 3868 | NA |
| <u>AMD C-30</u> | 178 | 4022 | NA |
| <u>AMD C-50</u> | 265 | 3894 | NA |
| <u>AMD C-60</u> | 290 | 3857 | NA |
| <u>AMD C-60 APU</u> | 309 | 3827 | NA |
| <u>AMD C-70 APU</u> | 314 | 3820 | NA |
| <u>AMD E1 Micro-6200T APU</u> | 600 | 3501 | NA |
| <u>AMD E1-1200 APU</u> | 378 | 3741 | NA |
| <u>AMD E1-1500 APU</u> | 398 | 3719 | NA |
| <u>AMD E1-2100 APU</u> | 409 | 3702 | NA |
| <u>AMD E1-2200 APU</u> | 474 | 3641 | NA |
| <u>AMD E1-2500 APU</u> | 601 | 3500 | NA |
| <u>AMD E1-6010 APU</u> | 542 | 3575 | NA |
| <u>AMD E1-6015 APU</u> | 570 | 3537 | NA |
| <u>AMD E1-6050J APU</u> | 1,385 | 2754 | NA |
| <u>AMD E1-7010 APU</u> | 577 | 3530 | NA |
| <u>AMD E2-1800 APU</u> | 444 | 3665 | NA |

| CPU Name | CPU Mark (higher is better) | Rank (lower is better) | Price (USD) |
|----------|--------------------------------|---------------------------|----------------|
|----------|--------------------------------|---------------------------|----------------|

 CPU Benchmarks ▼

| | | | |
|--|--------|------|-------------|
| <u>AMD E2-3000M APU</u> | 674 | 3432 | \$42.98* |
| <u>AMD E2-3200 APU</u> | 953 | 3137 | \$7.99* |
| <u>AMD E2-3800 APU</u> | 1,108 | 2987 | NA |
| <u>AMD E2-6110 APU</u> | 1,053 | 3042 | NA |
| <u>AMD E2-7015</u> | 572 | 3536 | NA |
| <u>AMD E2-7015 APU</u> | 672 | 3433 | NA |
| <u>AMD E2-7110 APU</u> | 1,522 | 2662 | NA |
| <u>AMD E2-9000</u> | 926 | 3164 | NA |
| <u>AMD E2-9000e</u> | 880 | 3197 | NA |
| <u>AMD E2-9010</u> | 991 | 3099 | NA |
| <u>AMD E2-9030</u> | 983 | 3106 | NA |
| <u>AMD E-240</u> | 195 | 3992 | NA |
| <u>AMD E-300 APU</u> | 341 | 3777 | NA |
| <u>AMD E-350</u> | 417 | 3690 | NA |
| <u>AMD E-350 APU</u> | 423 | 3687 | NA |
| <u>AMD E-350D APU</u> | 486 | 3629 | NA |
| <u>AMD E-450 APU</u> | 431 | 3676 | NA |
| <u>AMD Embedded G-Series GX-215JJ Radeon R2E</u> | 1,057 | 3034 | NA |
| <u>AMD Embedded G-Series GX-224IJ Radeon R4E</u> | 1,271 | 2837 | NA |
| <u>AMD Embedded G-Series GX-420GI Radeon R7E</u> | 1,554 | 2631 | NA |
| <u>AMD Embedded R-Series RX-216GD</u> | 1,628 | 2585 | NA |
| <u>AMD Embedded R-Series RX-418GD Radeon R6</u> | 3,426 | 1734 | NA |
| <u>AMD Embedded R-Series RX-421BD</u> | 3,302 | 1778 | NA |
| <u>AMD Embedded R-Series RX-421ND</u> | 3,575 | 1695 | NA |
| <u>AMD EPYC 7B13</u> | 77,460 | 12 | NA |
| <u>AMD EPYC 7D12</u> | 36,134 | 115 | NA |
| <u>AMD EPYC 7F32</u> | 23,311 | 288 | \$2,465.51* |
| <u>AMD EPYC 7F52</u> | 41,023 | 88 | \$3,100.00* |
| <u>AMD EPYC 7J13</u> | 85,661 | 5 | NA |
| <u>AMD EPYC 7K62</u> | 40,487 | 93 | NA |
| <u>AMD EPYC 7R12</u> | 18,924 | 50 | NA |

| CPU Name | CPU Mark (higher is better) | Rank (lower is better) | Price (USD) |
|----------|--------------------------------|---------------------------|----------------|
|----------|--------------------------------|---------------------------|----------------|

 CPU Benchmarks ▼

| | | | |
|--------------------------------------|--------|------|-------------|
| AMD EPYC 7V13 | 82,878 | 9 | NA |
| AMD EPYC 72F3 | 27,252 | 210 | \$2,800.11 |
| AMD EPYC 73F3 | 46,085 | 70 | \$3,936.78 |
| AMD EPYC 74F3 | 60,587 | 31 | \$3,100.00 |
| AMD EPYC 75F3 | 68,505 | 18 | \$4,309.88 |
| AMD EPYC 3101 4-Core | 6,050 | 1243 | NA |
| AMD EPYC 3151 | 7,660 | 1000 | NA |
| AMD EPYC 3201 | 8,545 | 921 | NA |
| AMD EPYC 3251 | 13,993 | 620 | \$315.00* |
| AMD EPYC 7232P | 17,017 | 498 | \$381.23 |
| AMD EPYC 7251 | 14,935 | 572 | \$392.00 |
| AMD EPYC 7252 | 19,616 | 406 | \$374.99 |
| AMD EPYC 7262 | 20,795 | 366 | \$487.20 |
| AMD EPYC 7272 | 25,568 | 236 | \$620.00 |
| AMD EPYC 7281 | 21,981 | 327 | \$999.99* |
| AMD EPYC 7282 | 29,489 | 175 | \$408.54 |
| AMD EPYC 7301 | 14,991 | 571 | \$1,499.98* |
| AMD EPYC 7302 | 32,691 | 142 | \$567.68 |
| AMD EPYC 7302P | 32,543 | 144 | \$839.99 |
| AMD EPYC 7313 | 40,512 | 92 | \$2,390.97 |
| AMD EPYC 7313P | 42,057 | 82 | \$913.00* |
| AMD EPYC 7343 | 45,908 | 71 | \$1,699.99* |
| AMD EPYC 7351 | 23,566 | 281 | \$649.00 |
| AMD EPYC 7351P | 25,484 | 239 | \$339.97 |
| AMD EPYC 7352 | 39,999 | 96 | \$989.00 |
| AMD EPYC 7371 | 31,094 | 159 | \$609.99 |
| AMD EPYC 7401P | 28,282 | 192 | \$258.30 |
| AMD EPYC 7402 | 47,668 | 62 | \$1,520.00 |
| AMD EPYC 7402P | 42,968 | 80 | \$888.86 |
| AMD EPYC 7413 | 50,223 | 52 | \$1,997.99* |
| AMD EPYC 7413 | 51,761 | 48 | \$2,230.00* |

| CPU Name | CPU Mark (higher is better) | Rank (lower is better) | Price (USD) |
|----------|--------------------------------|---------------------------|----------------|
|----------|--------------------------------|---------------------------|----------------|

 CPU Benchmarks ▼

| | | | |
|--|---------|------|-------------|
| <u>AMD EPYC 7452</u> | 41,871 | 84 | \$2,118.00 |
| <u>AMD EPYC 7453</u> | 50,209 | 53 | \$2,678.00 |
| <u>AMD EPYC 7501</u> | 24,925 | 249 | \$3,616.00* |
| <u>AMD EPYC 7502</u> | 49,178 | 57 | \$1,130.00 |
| <u>AMD EPYC 7502P</u> | 49,191 | 56 | \$1,699.96 |
| <u>AMD EPYC 7513</u> | 59,988 | 33 | \$2,840.00* |
| <u>AMD EPYC 7532</u> | 54,670 | 42 | \$2,140.97 |
| <u>AMD EPYC 7542</u> | 56,728 | 38 | \$1,298.16 |
| <u>AMD EPYC 7543</u> | 56,562 | 39 | \$3,761.00* |
| <u>AMD EPYC 7543P</u> | 67,081 | 19 | \$2,350.00* |
| <u>AMD EPYC 7551</u> | 22,005 | 326 | \$588.00 |
| <u>AMD EPYC 7551P</u> | 40,211 | 95 | \$316.80 |
| <u>AMD EPYC 7571</u> | 27,445 | 206 | NA |
| <u>AMD EPYC 7601</u> | 42,244 | 81 | \$885.95 |
| <u>AMD EPYC 7642</u> | 61,573 | 30 | \$1,830.00 |
| <u>AMD EPYC 7643</u> | 76,455 | 13 | \$4,550.00* |
| <u>AMD EPYC 7662</u> | 73,143 | 16 | \$3,999.99* |
| <u>AMD EPYC 7702</u> | 70,618 | 17 | \$1,995.00 |
| <u>AMD EPYC 7702P</u> | 62,007 | 29 | \$1,898.30 |
| <u>AMD EPYC 7713</u> | 85,165 | 6 | \$3,499.99 |
| <u>AMD EPYC 7713P</u> | 83,439 | 7 | \$4,550.00 |
| <u>AMD EPYC 7742</u> | 65,629 | 21 | \$2,098.00 |
| <u>AMD EPYC 7763</u> | 85,944 | 4 | \$3,650.00 |
| <u>AMD EPYC 7773X</u> | 90,731 | 3 | \$4,099.00 |
| <u>AMD EPYC 9354P</u> | 79,341 | 11 | NA |
| <u>AMD EPYC 9654</u> | 126,045 | 1 | \$7,078.00 |
| <u>AMD EPYC Embedded 7292P</u> | 30,542 | 163 | NA |
| <u>AMD FirePro A320 APU</u> | 2,153 | 2273 | NA |
| <u>AMD FX-670K Quad-Core</u> | 2,980 | 1897 | NA |
| <u>AMD FX-770K Quad-Core</u> | 2,874 | 1941 | NA |
| <u>AMD FX-870K Quad-Core</u> | 2,199 | 1817 | NA |

| CPU Name | CPU Mark (higher is better) | Rank (lower is better) | Price (USD) |
|----------|--------------------------------|---------------------------|----------------|
|----------|--------------------------------|---------------------------|----------------|

 CPU Benchmarks 

| | | | |
|---|-------|------|-----------|
| AMD FX-4150 Quad-Core | 3,327 | 1767 | NA |
| AMD FX-4170 Quad-Core | 3,051 | 1871 | \$33.99 |
| AMD FX-4200 Quad-Core | 3,109 | 1848 | \$59.95* |
| AMD FX-4300 Quad-Core | 2,969 | 1903 | \$15.79 |
| AMD FX-4320 | 3,043 | 1877 | NA |
| AMD FX-4330 | 3,225 | 1807 | \$733.50* |
| AMD FX-4350 Quad-Core | 3,261 | 1794 | \$95.44 |
| AMD FX-6100 Six-Core | 3,669 | 1673 | \$21.83 |
| AMD FX-6120 Six-Core | 3,857 | 1626 | \$78.02 |
| AMD FX-6130 Six-Core | 4,353 | 1526 | NA |
| AMD FX-6200 Six-Core | 4,088 | 1579 | \$36.03 |
| AMD FX-6300 Six-Core | 4,187 | 1554 | \$25.03 |
| AMD FX-6330 Six-Core | 4,252 | 1544 | NA |
| AMD FX-6350 Six-Core | 4,515 | 1492 | \$57.10 |
| AMD FX-7500 APU | 1,901 | 2418 | NA |
| AMD FX-7600P | 2,611 | 2038 | NA |
| AMD FX-7600P APU | 2,856 | 1947 | NA |
| AMD FX-8100 Eight-Core | 4,037 | 1593 | \$132.02 |
| AMD FX-8120 Eight-Core | 4,658 | 1470 | \$30.74 |
| AMD FX-8140 Eight-Core | 4,860 | 1434 | \$148.86* |
| AMD FX-8150 Eight-Core | 5,238 | 1385 | \$43.84 |
| AMD FX-8300 Eight-Core | 5,286 | 1373 | \$47.85 |
| AMD FX-8310 Eight-Core | 5,128 | 1396 | \$831.15* |
| AMD FX-8320 Eight-Core | 5,423 | 1345 | \$65.99 |
| AMD FX-8320E Eight-Core | 5,071 | 1413 | \$132.00 |
| AMD FX-8350 Eight-Core | 6,029 | 1252 | \$91.72 |
| AMD FX-8370 Eight-Core | 6,182 | 1216 | \$171.73 |
| AMD FX-8370E Eight-Core | 5,326 | 1363 | \$25.14* |
| AMD FX-8800P | 2,813 | 1961 | NA |
| AMD FX-9370 Eight-Core | 6,043 | 1245 | \$129.97 |
| AMD FX-9590 Eight-Core | 6,752 | 1135 | \$257.75 |

| CPU Name | CPU Mark (higher is better) | Rank (lower is better) | Price (USD) |
|----------|--------------------------------|---------------------------|----------------|
|----------|--------------------------------|---------------------------|----------------|

 CPU Benchmarks 

| | | | |
|---|-------|------|-----------|
| <u>AMD FX-B415U Quad-Core</u> | 3,369 | 1754 | \$89.68* |
| <u>AMD G-T40E</u> | 289 | 3858 | NA |
| <u>AMD G-T40N</u> | 299 | 3837 | NA |
| <u>AMD G-T40R</u> | 120 | 4097 | NA |
| <u>AMD G-T44R</u> | 130 | 4087 | NA |
| <u>AMD G-T48E</u> | 426 | 3681 | NA |
| <u>AMD G-T52R</u> | 177 | 4023 | NA |
| <u>AMD G-T56E</u> | 442 | 3667 | NA |
| <u>AMD G-T56N</u> | 487 | 3627 | NA |
| <u>AMD Geode NX 2400+</u> | 400 | 3715 | NA |
| <u>AMD GX-210JA SOC</u> | 248 | 3916 | NA |
| <u>AMD GX-212JC SOC</u> | 598 | 3508 | NA |
| <u>AMD GX-217GA SOC</u> | 781 | 3302 | NA |
| <u>AMD GX-218GL SOC</u> | 754 | 3337 | NA |
| <u>AMD GX-222GC SOC</u> | 1,042 | 3047 | NA |
| <u>AMD GX-412HC</u> | 1,065 | 3025 | NA |
| <u>AMD GX-412TC SOC</u> | 645 | 3459 | NA |
| <u>AMD GX-415GA SOC</u> | 1,406 | 2747 | NA |
| <u>AMD GX-416RA SOC</u> | 1,604 | 2599 | NA |
| <u>AMD GX-420CA SOC</u> | 1,787 | 2488 | NA |
| <u>AMD GX-420MC SOC</u> | 1,796 | 2483 | NA |
| <u>AMD GX-424CC SOC</u> | 1,767 | 2505 | NA |
| <u>AMD Opteron 144</u> | 316 | 3814 | \$29.95* |
| <u>AMD Opteron 146</u> | 346 | 3772 | \$35.00* |
| <u>AMD Opteron 148</u> | 392 | 3730 | NA |
| <u>AMD Opteron 150</u> | 393 | 3728 | \$352.94 |
| <u>AMD Opteron 152</u> | 428 | 3679 | NA |
| <u>AMD Opteron 154</u> | 457 | 3656 | NA |
| <u>AMD Opteron 165</u> | 531 | 3589 | \$868.54* |
| <u>AMD Opteron 170</u> | 648 | 3457 | NA |
| <u>AMD Opteron 175</u> | 682 | 3417 | NA |

| CPU Name | CPU Mark (higher is better) | Rank (lower is better) | Price (USD) |
|----------|--------------------------------|---------------------------|----------------|
|----------|--------------------------------|---------------------------|----------------|

 CPU Benchmarks ▼

| | | | |
|--|-------|------|-------------|
| <u>AMD Opteron 234</u> | 451 | 3662 | NA |
| <u>AMD Opteron 270</u> | 736 | 3356 | \$270.75* |
| <u>AMD Opteron 275</u> | 839 | 3239 | \$129.95 |
| <u>AMD Opteron 280</u> | 765 | 3324 | \$270.71 |
| <u>AMD Opteron 285</u> | 956 | 3130 | \$24.95* |
| <u>AMD Opteron 290</u> | 952 | 3138 | \$135.00* |
| <u>AMD Opteron 1212</u> | 593 | 3513 | \$290.00* |
| <u>AMD Opteron 1212 HE</u> | 771 | 3318 | NA |
| <u>AMD Opteron 1214</u> | 696 | 3400 | \$99.51 |
| <u>AMD Opteron 1214 HE</u> | 806 | 3273 | NA |
| <u>AMD Opteron 1216</u> | 781 | 3303 | \$54.85* |
| <u>AMD Opteron 1216 HE</u> | 727 | 3368 | NA |
| <u>AMD Opteron 1218</u> | 910 | 3174 | NA |
| <u>AMD Opteron 1218 HE</u> | 979 | 3109 | NA |
| <u>AMD Opteron 1220</u> | 1,036 | 3054 | NA |
| <u>AMD Opteron 1222</u> | 1,089 | 3000 | NA |
| <u>AMD Opteron 1352</u> | 1,547 | 2646 | \$135.99* |
| <u>AMD Opteron 1354</u> | 1,620 | 2588 | \$238.01* |
| <u>AMD Opteron 1356</u> | 1,703 | 2542 | \$89.99* |
| <u>AMD Opteron 1381</u> | 1,797 | 2481 | NA |
| <u>AMD Opteron 1385</u> | 1,898 | 2421 | \$45.00 |
| <u>AMD Opteron 1389</u> | 2,079 | 2306 | NA |
| <u>AMD Opteron 2218</u> | 1,036 | 3052 | \$455.00 |
| <u>AMD Opteron 2220</u> | 1,106 | 2989 | \$1,038.26 |
| <u>AMD Opteron 2220 SE</u> | 909 | 3176 | \$25.00* |
| <u>AMD Opteron 2222</u> | 1,198 | 2898 | \$19.00* |
| <u>AMD Opteron 2354</u> | 1,509 | 2673 | \$285.19* |
| <u>AMD Opteron 2356</u> | 1,733 | 2526 | \$79.95 |
| <u>AMD Opteron 2373 EE</u> | 1,635 | 2581 | NA |
| <u>AMD Opteron 2378</u> | 1,864 | 2442 | \$14.49* |
| <u>AMD Opteron 2384</u> | 2,074 | 2309 | \$1,166.00* |

| CPU Name | CPU Mark (higher is better) | Rank (lower is better) | Price (USD) |
|----------|--------------------------------|---------------------------|----------------|
|----------|--------------------------------|---------------------------|----------------|

 CPU Benchmarks 

| | | | |
|--|-------|------|-----------|
| <u>AMD Opteron 2427</u> | 1,995 | 2352 | \$55.00* |
| <u>AMD Opteron 2431</u> | 2,936 | 1917 | \$24.99* |
| <u>AMD Opteron 2435</u> | 3,061 | 1868 | \$10.95* |
| <u>AMD Opteron 3250 HE</u> | 2,061 | 2320 | \$99.00* |
| <u>AMD Opteron 3260 HE</u> | 2,283 | 2210 | NA |
| <u>AMD Opteron 3280</u> | 3,723 | 1660 | \$72.02 |
| <u>AMD Opteron 3320 EE</u> | 1,918 | 2401 | \$464.00 |
| <u>AMD Opteron 3350 HE</u> | 2,825 | 1956 | \$332.00 |
| <u>AMD Opteron 3365</u> | 4,005 | 1601 | NA |
| <u>AMD Opteron 3380</u> | 4,134 | 1567 | \$809.00* |
| <u>AMD Opteron 4130</u> | 2,347 | 2163 | \$229.95* |
| <u>AMD Opteron 4162 EE</u> | 2,058 | 2323 | \$19.99* |
| <u>AMD Opteron 4170 HE</u> | 2,382 | 2143 | \$329.95 |
| <u>AMD Opteron 4184</u> | 2,872 | 1943 | \$18.99 |
| <u>AMD Opteron 4226</u> | 3,400 | 1740 | \$94.96* |
| <u>AMD Opteron 4274 HE</u> | 5,776 | 1282 | \$76.96* |
| <u>AMD Opteron 4280</u> | 4,504 | 1494 | \$94.99* |
| <u>AMD Opteron 4284</u> | 4,665 | 1466 | \$101.84* |
| <u>AMD Opteron 4332 HE</u> | 3,906 | 1618 | \$554.92* |
| <u>AMD Opteron 4334</u> | 3,949 | 1609 | \$129.95 |
| <u>AMD Opteron 4365 EE</u> | 3,485 | 1718 | NA |
| <u>AMD Opteron 4386</u> | 4,378 | 1520 | \$459.94* |
| <u>AMD Opteron 6128</u> | 2,826 | 1955 | \$269.00 |
| <u>AMD Opteron 6128 HE</u> | 2,932 | 1920 | NA |
| <u>AMD Opteron 6136</u> | 3,381 | 1750 | \$349.00 |
| <u>AMD Opteron 6164 HE</u> | 3,478 | 1719 | NA |
| <u>AMD Opteron 6172</u> | 2,615 | 2037 | \$199.95 |
| <u>AMD Opteron 6174</u> | 3,697 | 1669 | \$735.93 |
| <u>AMD Opteron 6176 SE</u> | 3,564 | 1697 | \$249.89* |
| <u>AMD Opteron 6212</u> | 4,007 | 1600 | \$134.40 |
| <u>AMD Opteron 6220</u> | 4,753 | 1450 | \$220.11 |

| CPU Name | CPU Mark (higher is better) | Rank (lower is better) | Price (USD) |
|----------|--------------------------------|---------------------------|----------------|
|----------|--------------------------------|---------------------------|----------------|

CPU Benchmarks ▼

| | | | |
|--|-------|------|-------------|
| AMD Opteron 6272 | 5,240 | 1383 | \$298.95 |
| AMD Opteron 6274 | 5,286 | 1374 | \$759.11 |
| AMD Opteron 6276 | 6,245 | 1206 | \$198.69 |
| AMD Opteron 6281 | 7,279 | 1052 | NA |
| AMD Opteron 6282 SE | 6,385 | 1180 | \$770.11 |
| AMD Opteron 6287 SE | 6,925 | 1106 | NA |
| AMD Opteron 6328 | 5,306 | 1368 | \$715.11 |
| AMD Opteron 6344 | 6,069 | 1240 | \$54.95* |
| AMD Opteron 6348 | 8,030 | 972 | \$1,100.11 |
| AMD Opteron 6366 HE | 5,613 | 1311 | \$770.73* |
| AMD Opteron 6376 | 5,572 | 1316 | \$1,748.00 |
| AMD Opteron 6378 | 5,889 | 1266 | \$1,100.11 |
| AMD Opteron 6380 | 6,738 | 1136 | \$1,094.61 |
| AMD Opteron 6386 SE | 8,320 | 940 | \$880.11 |
| AMD Opteron 8439 SE | 2,479 | 2095 | \$3,647.35* |
| AMD Opteron X2170 APU | 1,911 | 2407 | NA |
| AMD Opteron X3216 APU | 1,447 | 2715 | NA |
| AMD Opteron X3418 APU | 3,043 | 1876 | NA |
| AMD Opteron X3421 APU | 3,375 | 1751 | NA |
| AMD Phenom 8250 Triple-Core | 1,114 | 2980 | NA |
| AMD Phenom 8250e Triple-Core | 1,084 | 3005 | \$46.99* |
| AMD Phenom 8400 Triple-Core | 1,147 | 2949 | NA |
| AMD Phenom 8450 Triple-Core | 1,225 | 2876 | \$16.97 |
| AMD Phenom 8450e Triple-Core | 1,225 | 2874 | NA |
| AMD Phenom 8600 Triple-Core | 1,210 | 2890 | \$52.99* |
| AMD Phenom 8600B Triple-Core | 1,447 | 2716 | \$14.95* |
| AMD Phenom 8650 Triple-Core | 1,237 | 2866 | \$19.00* |
| AMD Phenom 8750 Triple-Core | 1,343 | 2782 | NA |
| AMD Phenom 8750B Triple-Core | 1,188 | 2909 | NA |
| AMD Phenom 8850 Triple-Core | 1,142 | 2955 | NA |
| AMD Phenom 8850B Triple-Core | 1,281 | 2827 | NA |

| CPU Name | CPU Mark (higher is better) | Rank (lower is better) | Price (USD) |
|----------|--------------------------------|---------------------------|----------------|
|----------|--------------------------------|---------------------------|----------------|

CPU Benchmarks

| | | | |
|--|-------|------|-------------|
| AMD Phenom 9350e Quad-Core | 1,501 | 2681 | \$3,382.00* |
| AMD Phenom 9450e Quad-Core | 1,455 | 2703 | \$105.00* |
| AMD Phenom 9500 Quad-Core | 1,549 | 2643 | \$29.99* |
| AMD Phenom 9550 Quad-Core | 1,616 | 2590 | \$29.99* |
| AMD Phenom 9600 Quad-Core | 1,526 | 2660 | \$39.95 |
| AMD Phenom 9600B Quad-Core | 1,822 | 2465 | \$39.95* |
| AMD Phenom 9650 Quad-Core | 1,713 | 2537 | \$39.99* |
| AMD Phenom 9750 Quad-Core | 1,830 | 2461 | \$48.02* |
| AMD Phenom 9750B Quad-Core | 1,520 | 2665 | NA |
| AMD Phenom 9850 Quad-Core | 1,689 | 2549 | \$129.99* |
| AMD Phenom 9850B Quad-Core | 1,946 | 2388 | NA |
| AMD Phenom 9950 Quad-Core | 1,884 | 2429 | \$199.99* |
| AMD Phenom FX-5000 Quad-Core | 1,599 | 2603 | NA |
| AMD Phenom FX-5200 Quad-Core | 1,699 | 2544 | NA |
| AMD Phenom II N620 Dual-Core | 1,014 | 3073 | \$3.99* |
| AMD Phenom II N640 Dual-Core | 965 | 3120 | \$54.95* |
| AMD Phenom II N660 Dual-Core | 1,068 | 3021 | \$89.00* |
| AMD Phenom II N830 3+1 | 1,768 | 2504 | NA |
| AMD Phenom II N830 Triple-Core | 1,200 | 2894 | NA |
| AMD Phenom II N850 Triple-Core | 1,253 | 2855 | \$25.00* |
| AMD Phenom II N870 Triple-Core | 1,255 | 2853 | NA |
| AMD Phenom II N930 Quad-Core | 1,584 | 2612 | \$129.95* |
| AMD Phenom II N950 Quad-Core | 1,515 | 2672 | \$112.60* |
| AMD Phenom II N970 Quad-Core | 1,662 | 2561 | \$149.99* |
| AMD Phenom II P650 Dual-Core | 933 | 3155 | \$35.00* |
| AMD Phenom II P820 Triple-Core | 1,068 | 3023 | NA |
| AMD Phenom II P840 Triple-Core | 1,116 | 2976 | NA |
| AMD Phenom II P860 Triple-Core | 1,225 | 2875 | NA |
| AMD Phenom II P920 Quad-Core | 1,160 | 2936 | \$65.00* |
| AMD Phenom II P940 Quad-Core | 1,319 | 2801 | NA |
| AMD Phenom II P960 Quad-Core | 1,386 | 2752 | \$29.12* |

| CPU Name | CPU Mark (higher is better) | Rank (lower is better) | Price (USD) |
|---------------------------------------|--------------------------------|---------------------------|----------------|
| AMD Phenom II X2 545 | 1,194 | 2904 | \$43.98* |
| AMD Phenom II X2 550 | 1,155 | 2945 | \$41.35* |
| AMD Phenom II X2 555 | 1,302 | 2810 | \$19.95 |
| AMD Phenom II X2 560 | 1,417 | 2737 | \$17.82 |
| AMD Phenom II X2 565 | 1,435 | 2722 | \$168.87* |
| AMD Phenom II X2 570 | 1,360 | 2772 | NA |
| AMD Phenom II X2 B53 | 1,137 | 2961 | NA |
| AMD Phenom II X2 B55 | 1,185 | 2914 | \$37.95* |
| AMD Phenom II X2 B57 | 1,099 | 2994 | NA |
| AMD Phenom II X2 B59 | 1,431 | 2724 | \$48.02* |
| AMD Phenom II X3 700e | 1,451 | 2711 | NA |
| AMD Phenom II X3 705e | 1,222 | 2879 | \$152.34* |
| AMD Phenom II X3 710 | 1,551 | 2636 | \$169.00* |
| AMD Phenom II X3 720 | 1,550 | 2638 | \$64.45* |
| AMD Phenom II X3 740 | 1,424 | 2734 | \$88.99* |
| AMD Phenom II X3 B73 | 1,538 | 2652 | \$75.00* |
| AMD Phenom II X3 B75 | 1,560 | 2627 | \$49.95* |
| AMD Phenom II X3 B77 | 1,844 | 2454 | \$22.29* |
| AMD Phenom II X4 805 | 1,931 | 2396 | \$173.99* |
| AMD Phenom II X4 810 | 1,914 | 2404 | \$213.00* |
| AMD Phenom II X4 820 | 2,065 | 2319 | \$62.02* |
| AMD Phenom II X4 830 | 2,102 | 2297 | \$19.01* |
| AMD Phenom II X4 840 | 2,374 | 2150 | \$19.17 |
| AMD Phenom II X4 840T | 2,305 | 2192 | \$58.02* |
| AMD Phenom II X4 850 | 2,307 | 2190 | \$64.99* |
| AMD Phenom II X4 900e | 1,505 | 2678 | NA |
| AMD Phenom II X4 905e | 1,955 | 2376 | \$53.99* |
| AMD Phenom II X4 910 | 1,776 | 2497 | \$100.00* |
| AMD Phenom II X4 910e | 2,072 | 2311 | \$69.90* |
| AMD Phenom II X4 920 | 2,031 | 2331 | \$27.89* |
| AMD Phenom II X4 925 | 2,227 | 2229 | \$20.76* |

 CPU Benchmarks 

| CPU Name | CPU Mark (higher is better) | Rank (lower is better) | Price (USD) |
|----------|--------------------------------|---------------------------|----------------|
|----------|--------------------------------|---------------------------|----------------|

 CPU Benchmarks 

| | | | |
|---|-------|------|-----------|
| <u>AMD Phenom II X4 955</u> | 2,481 | 2093 | \$59.01* |
| <u>AMD Phenom II X4 960T</u> | 2,307 | 2186 | \$24.57 |
| <u>AMD Phenom II X4 965</u> | 2,576 | 2054 | \$74.02 |
| <u>AMD Phenom II X4 970</u> | 2,668 | 2016 | \$32.80 |
| <u>AMD Phenom II X4 973</u> | 2,204 | 2249 | NA |
| <u>AMD Phenom II X4 975</u> | 2,433 | 2115 | \$69.95* |
| <u>AMD Phenom II X4 977</u> | 2,377 | 2148 | NA |
| <u>AMD Phenom II X4 980</u> | 2,839 | 1951 | \$130.00* |
| <u>AMD Phenom II X4 B05e</u> | 1,906 | 2412 | NA |
| <u>AMD Phenom II X4 B15e</u> | 1,825 | 2463 | NA |
| <u>AMD Phenom II X4 B25</u> | 2,108 | 2293 | NA |
| <u>AMD Phenom II X4 B35</u> | 2,341 | 2166 | NA |
| <u>AMD Phenom II X4 B40</u> | 2,238 | 2232 | NA |
| <u>AMD Phenom II X4 B45</u> | 2,233 | 2233 | NA |
| <u>AMD Phenom II X4 B50</u> | 2,352 | 2158 | NA |
| <u>AMD Phenom II X4 B55</u> | 2,501 | 2081 | NA |
| <u>AMD Phenom II X4 B60</u> | 2,546 | 2064 | NA |
| <u>AMD Phenom II X4 B65</u> | 2,690 | 2009 | NA |
| <u>AMD Phenom II X4 B70</u> | 2,303 | 2196 | NA |
| <u>AMD Phenom II X4 B93</u> | 2,136 | 2280 | NA |
| <u>AMD Phenom II X4 B95</u> | 2,353 | 2157 | \$62.02* |
| <u>AMD Phenom II X4 B97</u> | 2,499 | 2082 | \$79.95* |
| <u>AMD Phenom II X4 B99</u> | 2,536 | 2067 | NA |
| <u>AMD Phenom II X6 1035T</u> | 2,949 | 1911 | \$108.00* |
| <u>AMD Phenom II X6 1045T</u> | 3,094 | 1850 | \$44.79 |
| <u>AMD Phenom II X6 1055T</u> | 3,262 | 1793 | \$44.54 |
| <u>AMD Phenom II X6 1065T</u> | 3,370 | 1753 | \$76.00 |
| <u>AMD Phenom II X6 1075T</u> | 3,283 | 1785 | \$62.25 |
| <u>AMD Phenom II X6 1090T</u> | 3,727 | 1658 | \$69.00 |
| <u>AMD Phenom II X6 1100T</u> | 3,799 | 1637 | \$127.00 |
| <u>AMD Phenom II X6 1105T</u> | 3,335 | 1765 | NA |

| CPU Name | CPU Mark (higher is better) | Rank (lower is better) | Price (USD) |
|---|--------------------------------|---------------------------|----------------|
| AMD Phenom II X920 Quad-Core | 1,669 | 2558 | NA |
| AMD Phenom II X940 Quad-Core | 1,797 | 2480 | NA |
| AMD Phenom X2 Dual-Core GE-5060 | 1,566 | 2625 | NA |
| AMD Phenom X2 Dual-Core GE-6060 | 1,722 | 2530 | NA |
| AMD Phenom X2 Dual-Core GE-7060 | 1,010 | 3078 | NA |
| AMD Phenom X2 Dual-Core GP-7730 | 884 | 3195 | NA |
| AMD Phenom X3 8550 | 1,079 | 3012 | \$29.95* |
| AMD Phenom X4 Quad-Core GP-9500 | 1,297 | 2813 | NA |
| AMD Phenom X4 Quad-Core GP-9530 | 1,228 | 2872 | NA |
| AMD Phenom X4 Quad-Core GP-9600 | 1,649 | 2573 | NA |
| AMD Phenom X4 Quad-Core GP-9730 | 1,784 | 2491 | NA |
| AMD Phenom X4 Quad-Core GS-6560 | 1,063 | 3027 | NA |
| AMD PRO A4-3350B APU | 1,784 | 2490 | NA |
| AMD PRO A4-4350B | 1,109 | 2986 | NA |
| AMD PRO A4-8350B | 1,552 | 2635 | \$28.99* |
| AMD PRO A6-7350B | 1,552 | 2634 | NA |
| AMD PRO A6-8500B | 1,572 | 2619 | NA |
| AMD PRO A6-8530B | 1,498 | 2683 | NA |
| AMD PRO A6-8550B | 1,885 | 2428 | NA |
| AMD PRO A6-8570 | 1,887 | 2426 | NA |
| AMD PRO A6-8570E | 1,559 | 2628 | NA |
| AMD PRO A6-9500 | 1,754 | 2513 | \$74.00* |
| AMD PRO A6-9500B | 1,371 | 2768 | NA |
| AMD PRO A6-9500E | 1,662 | 2560 | \$74.00* |
| AMD PRO A8-8600B | 2,187 | 2258 | NA |
| AMD PRO A8-8650B | 3,214 | 1813 | NA |
| AMD PRO A8-8670E | 2,989 | 1893 | NA |
| AMD PRO A8-9600 | 3,285 | 1784 | \$119.00* |
| AMD PRO A8-9600B | 2,387 | 2139 | NA |
| AMD PRO A10-8700B | 2,292 | 2201 | NA |
| AMD PRO A10-8730B | 2,384 | 2112 | NA |

 CPU Benchmarks 

| CPU Name | CPU Mark (higher is better) | Rank (lower is better) | Price (USD) |
|------------------------------------|--------------------------------|---------------------------|----------------|
| AMD PRO A10-8770E | 3,069 | 1865 | NA |
| AMD PRO A10-8850B | 3,752 | 1650 | NA |
| AMD PRO A10-9700 | 3,644 | 1678 | \$169.00* |
| AMD PRO A10-9700B | 2,634 | 2026 | NA |
| AMD PRO A10-9700E | 2,974 | 1902 | \$139.00* |
| AMD PRO A12-8800B | 2,580 | 2053 | NA |
| AMD PRO A12-8830B | 2,420 | 2124 | NA |
| AMD PRO A12-8870 | 3,973 | 1607 | NA |
| AMD PRO A12-8870E | 3,070 | 1863 | NA |
| AMD PRO A12-9800 | 3,758 | 1649 | \$169.00* |
| AMD PRO A12-9800B | 2,741 | 1987 | NA |
| AMD PRO A12-9800E | 3,165 | 1829 | \$169.00* |
| AMD QC-4000 | 1,155 | 2942 | NA |
| AMD R-260H APU | 954 | 3134 | NA |
| AMD R-272F APU | 1,215 | 2884 | NA |
| AMD R-460L APU | 1,183 | 2916 | NA |
| AMD R-464L APU | 1,773 | 2498 | NA |
| AMD RX-425BB | 2,724 | 1994 | NA |
| AMD RX-427BB | 2,753 | 1983 | NA |
| AMD Ryzen 3 1200 | 6,324 | 1192 | \$115.00 |
| AMD Ryzen 3 1300X | 6,960 | 1098 | \$71.64 |
| AMD Ryzen 3 2200G | 6,776 | 1129 | \$94.02 |
| AMD Ryzen 3 2200GE | 6,031 | 1250 | NA |
| AMD Ryzen 3 2200U | 3,682 | 1672 | NA |
| AMD Ryzen 3 2300U | 5,518 | 1324 | NA |
| AMD Ryzen 3 2300X | 7,587 | 1008 | \$178.09* |
| AMD Ryzen 3 3100 | 11,645 | 725 | \$99.99 |
| AMD Ryzen 3 3200G | 7,180 | 1064 | \$104.00 |
| AMD Ryzen 3 3200GE | 7,312 | 1048 | NA |
| AMD Ryzen 3 3200U | 3,860 | 1624 | NA |
| AMD Ryzen 3 3250C | 3,208 | 1816 | NA |

 CPU Benchmarks 

| CPU Name | CPU Mark (higher is better) | Rank (lower is better) | Price (USD) |
|----------|--------------------------------|---------------------------|----------------|
|----------|--------------------------------|---------------------------|----------------|

 CPU Benchmarks 

| | | | |
|---|--------|------|----------|
| <u>AMD Ryzen 3 3300X</u> | 12,696 | 691 | \$151.51 |
| <u>AMD Ryzen 3 3350U</u> | 5,889 | 1265 | NA |
| <u>AMD Ryzen 3 4100</u> | 11,161 | 747 | \$69.00 |
| <u>AMD Ryzen 3 4300G</u> | 11,003 | 761 | \$124.00 |
| <u>AMD Ryzen 3 4300GE</u> | 11,209 | 745 | NA |
| <u>AMD Ryzen 3 4300U</u> | 7,506 | 1017 | NA |
| <u>AMD Ryzen 3 5300G</u> | 13,006 | 673 | NA |
| <u>AMD Ryzen 3 5300GE</u> | 13,636 | 641 | NA |
| <u>AMD Ryzen 3 5300U</u> | 9,938 | 825 | NA |
| <u>AMD Ryzen 3 5400U</u> | 11,350 | 739 | NA |
| <u>AMD Ryzen 3 5425U</u> | 11,608 | 727 | NA |
| <u>AMD Ryzen 3 7320U</u> | 9,299 | 866 | NA |
| <u>AMD Ryzen 3 7330U</u> | 11,856 | 718 | NA |
| <u>AMD Ryzen 3 PRO 1200</u> | 6,307 | 1195 | NA |
| <u>AMD Ryzen 3 PRO 1300</u> | 7,234 | 1056 | NA |
| <u>AMD Ryzen 3 PRO 2100GE</u> | 4,055 | 1589 | NA |
| <u>AMD Ryzen 3 PRO 2200G</u> | 6,785 | 1128 | NA |
| <u>AMD Ryzen 3 PRO 2200GE</u> | 6,151 | 1226 | NA |
| <u>AMD Ryzen 3 PRO 2300U</u> | 5,814 | 1279 | NA |
| <u>AMD Ryzen 3 PRO 3200G</u> | 6,995 | 1093 | NA |
| <u>AMD Ryzen 3 PRO 3200GE</u> | 7,009 | 1088 | NA |
| <u>AMD Ryzen 3 PRO 3300U</u> | 6,137 | 1228 | NA |
| <u>AMD Ryzen 3 PRO 4200G</u> | 11,315 | 743 | NA |
| <u>AMD Ryzen 3 PRO 4200GE</u> | 10,930 | 764 | NA |
| <u>AMD Ryzen 3 PRO 4350G</u> | 10,986 | 763 | NA |
| <u>AMD Ryzen 3 PRO 4350GE</u> | 11,079 | 751 | NA |
| <u>AMD Ryzen 3 PRO 4450U</u> | 10,102 | 810 | NA |
| <u>AMD Ryzen 3 PRO 5350G</u> | 13,898 | 627 | NA |
| <u>AMD Ryzen 3 PRO 5350GE</u> | 13,685 | 639 | NA |
| <u>AMD Ryzen 3 PRO 5450U</u> | 11,010 | 760 | NA |
| <u>AMD Ryzen 3 PRO 5175U</u> | 11,337 | 742 | NA |

| CPU Name | CPU Mark (higher is better) | Rank (lower is better) | Price (USD) |
|----------|--------------------------------|---------------------------|----------------|
|----------|--------------------------------|---------------------------|----------------|

CPU Benchmarks ▼

| | | | |
|------------------------------------|--------|------|----------|
| AMD Ryzen 5 1500X | 9,104 | 882 | \$71.21 |
| AMD Ryzen 5 1600 | 12,305 | 701 | \$65.47 |
| AMD Ryzen 5 1600X | 13,058 | 671 | \$63.37 |
| AMD Ryzen 5 2400G | 8,737 | 905 | \$115.23 |
| AMD Ryzen 5 2400GE | 7,472 | 1025 | NA |
| AMD Ryzen 5 2500U | 6,526 | 1155 | NA |
| AMD Ryzen 5 2500X | 9,495 | 849 | NA |
| AMD Ryzen 5 2600 | 13,234 | 663 | \$109.99 |
| AMD Ryzen 5 2600H | 7,876 | 983 | NA |
| AMD Ryzen 5 2600X | 13,982 | 621 | \$79.81 |
| AMD Ryzen 5 3350G | 9,099 | 884 | NA |
| AMD Ryzen 5 3350GE | 9,343 | 861 | NA |
| AMD Ryzen 5 3400G | 9,314 | 865 | \$109.55 |
| AMD Ryzen 5 3400GE | 8,892 | 895 | \$355.40 |
| AMD Ryzen 5 3450U | 6,790 | 1126 | NA |
| AMD Ryzen 5 3500 | 12,841 | 685 | \$189.99 |
| AMD Ryzen 5 3500C | 5,372 | 1356 | NA |
| AMD Ryzen 5 3500U | 7,016 | 1086 | NA |
| AMD Ryzen 5 3500X | 13,236 | 662 | \$99.99 |
| AMD Ryzen 5 3550H | 7,901 | 982 | NA |
| AMD Ryzen 5 3550U | 7,681 | 998 | NA |
| AMD Ryzen 5 3580U | 7,207 | 1060 | NA |
| AMD Ryzen 5 3600 | 17,797 | 470 | \$96.36 |
| AMD Ryzen 5 3600X | 18,260 | 453 | \$107.58 |
| AMD Ryzen 5 3600XT | 18,715 | 436 | \$420.99 |
| AMD Ryzen 5 4500 | 16,185 | 524 | \$79.00 |
| AMD Ryzen 5 4500U | 11,045 | 759 | NA |
| AMD Ryzen 5 4600G | 15,864 | 537 | \$99.93 |
| AMD Ryzen 5 4600GE | 15,641 | 545 | NA |
| AMD Ryzen 5 4600H | 14,645 | 588 | NA |
| AMD Ryzen 5 4600HS | 14,445 | 597 | NA |

| CPU Name | CPU Mark (higher is better) | Rank (lower is better) | Price (USD) |
|----------|--------------------------------|---------------------------|----------------|
|----------|--------------------------------|---------------------------|----------------|

 CPU Benchmarks ▼

| | | | |
|---|--------|------|----------|
| <u>AMD Ryzen 5 5500U</u> | 13,173 | 668 | NA |
| <u>AMD Ryzen 5 5560U</u> | 15,210 | 562 | NA |
| <u>AMD Ryzen 5 5600</u> | 21,589 | 341 | \$133.88 |
| <u>AMD Ryzen 5 5600G</u> | 19,900 | 393 | \$128.97 |
| <u>AMD Ryzen 5 5600GE</u> | 18,932 | 429 | NA |
| <u>AMD Ryzen 5 5600H</u> | 17,189 | 491 | NA |
| <u>AMD Ryzen 5 5600U</u> | 15,434 | 549 | NA |
| <u>AMD Ryzen 5 5600X</u> | 21,949 | 328 | \$167.98 |
| <u>AMD Ryzen 5 5625U</u> | 15,085 | 567 | NA |
| <u>AMD Ryzen 5 6600H</u> | 19,080 | 424 | NA |
| <u>AMD Ryzen 5 6600HS Creator Edition</u> | 19,127 | 421 | NA |
| <u>AMD Ryzen 5 6600U</u> | 17,553 | 474 | NA |
| <u>AMD Ryzen 5 7520U</u> | 9,601 | 843 | NA |
| <u>AMD Ryzen 5 7530U</u> | 16,574 | 511 | NA |
| <u>AMD Ryzen 5 7600</u> | 27,822 | 199 | \$229.00 |
| <u>AMD Ryzen 5 7600X</u> | 28,821 | 185 | \$241.89 |
| <u>AMD Ryzen 5 PRO 1500</u> | 9,279 | 867 | NA |
| <u>AMD Ryzen 5 PRO 1600</u> | 10,336 | 801 | NA |
| <u>AMD Ryzen 5 PRO 2400G</u> | 8,424 | 933 | NA |
| <u>AMD Ryzen 5 PRO 2400GE</u> | 7,476 | 1023 | NA |
| <u>AMD Ryzen 5 PRO 2500U</u> | 6,651 | 1144 | NA |
| <u>AMD Ryzen 5 PRO 2600</u> | 13,250 | 661 | NA |
| <u>AMD Ryzen 5 PRO 3350G</u> | 9,347 | 860 | NA |
| <u>AMD Ryzen 5 PRO 3350GE</u> | 9,643 | 840 | NA |
| <u>AMD Ryzen 5 PRO 3400G</u> | 9,200 | 874 | NA |
| <u>AMD Ryzen 5 PRO 3400GE</u> | 8,272 | 944 | NA |
| <u>AMD Ryzen 5 PRO 3500U</u> | 6,988 | 1095 | NA |
| <u>AMD Ryzen 5 PRO 3600</u> | 17,711 | 471 | NA |
| <u>AMD Ryzen 5 PRO 4400G</u> | 16,354 | 520 | NA |
| <u>AMD Ryzen 5 PRO 4400GE</u> | 14,795 | 581 | NA |
| <u>AMD Ryzen 5 PRO 4500U</u> | 12,029 | 711 | NA |

| CPU Name | CPU Mark (higher is better) | Rank (lower is better) | Price (USD) |
|---|--------------------------------|---------------------------|----------------|
| AMD Ryzen 5 PRO 4650U | 12,766 | 687 | NA |
| AMD Ryzen 5 PRO 5645 | 21,904 | 331 | NA |
| AMD Ryzen 5 PRO 5650G | 20,070 | 388 | NA |
| AMD Ryzen 5 PRO 5650GE | 18,486 | 445 | NA |
| AMD Ryzen 5 PRO 5650U | 15,067 | 568 | NA |
| AMD Ryzen 5 PRO 5675U | 14,578 | 590 | NA |
| AMD Ryzen 5 PRO 6650H | 20,103 | 387 | NA |
| AMD Ryzen 5 PRO 6650U | 16,717 | 505 | NA |
| AMD Ryzen 7 1700 | 14,841 | 578 | \$162.00 |
| AMD Ryzen 7 1700X | 15,692 | 543 | \$184.69 |
| AMD Ryzen 7 1800X | 16,414 | 517 | \$295.00 |
| AMD Ryzen 7 2700 | 15,743 | 541 | \$111.80 |
| AMD Ryzen 7 2700E | 14,657 | 586 | NA |
| AMD Ryzen 7 2700U | 6,943 | 1103 | NA |
| AMD Ryzen 7 2700X | 17,594 | 473 | \$118.41 |
| AMD Ryzen 7 2800H | 7,656 | 1001 | NA |
| AMD Ryzen 7 3700C | 7,145 | 1069 | NA |
| AMD Ryzen 7 3700U | 7,215 | 1059 | NA |
| AMD Ryzen 7 3700X | 22,678 | 310 | \$157.35 |
| AMD Ryzen 7 3750H | 8,216 | 949 | NA |
| AMD Ryzen 7 3780U | 6,729 | 1139 | NA |
| AMD Ryzen 7 3800X | 23,266 | 290 | \$249.99 |
| AMD Ryzen 7 3800XT | 23,730 | 277 | \$215.49 |
| AMD Ryzen 7 4700G | 20,231 | 383 | \$235.22 |
| AMD Ryzen 7 4700GE | 20,249 | 381 | NA |
| AMD Ryzen 7 4700U | 13,508 | 648 | NA |
| AMD Ryzen 7 4800H | 18,818 | 433 | NA |
| AMD Ryzen 7 4800HS | 18,683 | 437 | NA |
| AMD Ryzen 7 4800U | 16,966 | 499 | NA |
| AMD Ryzen 7 4850U Mobile | 15,920 | 532 | NA |
| AMD Ryzen 7 4980U Microsoft Surface Edition | 17,469 | 478 | NA |

 CPU Benchmarks 

| CPU Name | CPU Mark (higher is better) | Rank (lower is better) | Price (USD) |
|--|--------------------------------|---------------------------|----------------|
| AMD Ryzen 7 5700G | 22,196 | 319 | NA |
| AMD Ryzen 7 5700U | 15,867 | 536 | NA |
| AMD Ryzen 7 5700X | 26,838 | 217 | \$187.97 |
| AMD Ryzen 7 5800 | 25,956 | 230 | NA |
| AMD Ryzen 7 5800H | 21,292 | 346 | NA |
| AMD Ryzen 7 5800HS | 20,590 | 374 | NA |
| AMD Ryzen 7 5800HS Creator Edition | 21,166 | 349 | NA |
| AMD Ryzen 7 5800U | 18,735 | 435 | NA |
| AMD Ryzen 7 5800X | 28,082 | 194 | \$213.63 |
| AMD Ryzen 7 5800X3D | 28,016 | 198 | \$316.96 |
| AMD Ryzen 7 5825U | 18,593 | 440 | NA |
| AMD Ryzen 7 6800H | 23,749 | 276 | NA |
| AMD Ryzen 7 6800HS | 23,001 | 298 | NA |
| AMD Ryzen 7 6800HS Creator Edition | 23,039 | 295 | NA |
| AMD Ryzen 7 6800U | 20,648 | 372 | NA |
| AMD Ryzen 7 7700 | 35,528 | 117 | \$327.95 |
| AMD Ryzen 7 7700X | 36,518 | 113 | \$337.97 |
| AMD Ryzen 7 7730U | 19,081 | 423 | NA |
| AMD Ryzen 7 7735H | 25,461 | 240 | NA |
| AMD Ryzen 7 7735HS | 24,809 | 251 | NA |
| AMD Ryzen 7 7736U | 23,860 | 272 | NA |
| AMD Ryzen 7 7840HS | 28,429 | 189 | NA |
| AMD Ryzen 7 Extreme Edition | 18,261 | 452 | NA |
| AMD Ryzen 7 PRO 1700 | 14,501 | 592 | NA |
| AMD Ryzen 7 PRO 1700X | 15,695 | 542 | NA |
| AMD Ryzen 7 PRO 2700 | 15,267 | 559 | NA |
| AMD Ryzen 7 PRO 2700U | 7,328 | 1045 | NA |
| AMD Ryzen 7 PRO 2700X | 16,846 | 503 | NA |
| AMD Ryzen 7 PRO 3700 | 22,998 | 300 | \$329.99* |
| AMD Ryzen 7 PRO 3700U | 7,309 | 1049 | NA |
| AMD Ryzen 7 PRO 4700G | 20,848 | 363 | NA |

 CPU Benchmarks 

| CPU Name | CPU Mark (higher is better) | Rank (lower is better) | Price (USD) |
|--|--------------------------------|---------------------------|----------------|
| AMD Ryzen 7 PRO 4750U | 15,272 | 558 | NA |
| AMD Ryzen 7 PRO 5750G | 24,501 | 259 | NA |
| AMD Ryzen 7 PRO 5750GE | 22,135 | 322 | NA |
| AMD Ryzen 7 PRO 5845 | 26,777 | 218 | NA |
| AMD Ryzen 7 PRO 5850U | 17,376 | 482 | NA |
| AMD Ryzen 7 PRO 5875U | 16,349 | 521 | NA |
| AMD Ryzen 7 PRO 6850H | 23,374 | 283 | NA |
| AMD Ryzen 7 PRO 6850HS | 21,910 | 330 | NA |
| AMD Ryzen 7 PRO 6850U | 20,968 | 358 | NA |
| AMD Ryzen 7 PRO 6860Z | 21,098 | 351 | NA |
| AMD Ryzen 9 3900 | 30,685 | 161 | \$504.15 |
| AMD Ryzen 9 3900X | 32,731 | 141 | \$246.99 |
| AMD Ryzen 9 3900XT | 32,815 | 140 | \$450.00 |
| AMD Ryzen 9 3950X | 38,984 | 101 | \$575.00 |
| AMD Ryzen 9 4900H | 19,301 | 415 | NA |
| AMD Ryzen 9 4900HS | 19,251 | 416 | NA |
| AMD Ryzen 9 5900 | 34,529 | 124 | NA |
| AMD Ryzen 9 5900H | 20,960 | 359 | NA |
| AMD Ryzen 9 5900HS | 22,012 | 325 | NA |
| AMD Ryzen 9 5900HS Creator Edition | 22,138 | 321 | NA |
| AMD Ryzen 9 5900HX | 22,856 | 302 | NA |
| AMD Ryzen 9 5900X | 39,279 | 100 | \$337.84 |
| AMD Ryzen 9 5950X | 45,904 | 72 | \$454.34 |
| AMD Ryzen 9 5980HS | 21,058 | 353 | NA |
| AMD Ryzen 9 5980HX | 23,833 | 274 | NA |
| AMD Ryzen 9 6900HS | 23,999 | 266 | NA |
| AMD Ryzen 9 6900HS Creator Edition | 22,399 | 315 | NA |
| AMD Ryzen 9 6900HX | 24,812 | 250 | NA |
| AMD Ryzen 9 7845HX | 46,816 | 66 | NA |
| AMD Ryzen 9 7900 | 49,087 | 58 | \$429.00 |
| AMD Ryzen 9 7900X | 52,350 | 45 | \$429.00 |

 CPU Benchmarks 

| CPU Name | CPU Mark (higher is better) | Rank (lower is better) | Price (USD) |
|---|--------------------------------|---------------------------|----------------|
| AMD Ryzen 9 7950X | 63,512 | 24 | \$570.02 |
| AMD Ryzen 9 7950X3D | 63,920 | 23 | \$919.99 |
| AMD Ryzen 9 PRO 3900 | 31,446 | 153 | NA |
| AMD Ryzen 9 PRO 5945 | 34,481 | 125 | NA |
| AMD Ryzen 9 PRO 6950H | 22,544 | 312 | NA |
| AMD Ryzen 9 PRO 6950HS | 23,295 | 289 | NA |
| AMD Ryzen Embedded R1305G | 3,003 | 1889 | NA |
| AMD Ryzen Embedded R1505G | 3,925 | 1613 | NA |
| AMD Ryzen Embedded R1600 | 3,147 | 1837 | NA |
| AMD Ryzen Embedded R1606G | 4,186 | 1555 | NA |
| AMD Ryzen Embedded R2312 | 3,720 | 1663 | NA |
| AMD Ryzen Embedded R2314 | 6,584 | 1150 | NA |
| AMD Ryzen Embedded V3C48 | 18,361 | 448 | NA |
| AMD Ryzen Embedded V1202B | 3,532 | 1706 | NA |
| AMD Ryzen Embedded V1404I | 6,007 | 1254 | NA |
| AMD Ryzen Embedded V1500B | 4,584 | 1479 | NA |
| AMD Ryzen Embedded V1500B Quad-core @ 2.20GHz | 5,417 | 1347 | NA |
| AMD Ryzen Embedded V1605B | 6,643 | 1145 | NA |
| AMD Ryzen Embedded V1756B | 8,216 | 950 | NA |
| AMD Ryzen Embedded V1807B | 8,491 | 925 | NA |
| AMD Ryzen Embedded V2516 | 13,225 | 664 | NA |
| AMD Ryzen Embedded V2718 | 16,456 | 513 | NA |
| AMD Ryzen Embedded V2748 | 17,166 | 493 | NA |
| AMD Ryzen Threadripper 1900X | 17,033 | 497 | \$149.99 |
| AMD Ryzen Threadripper 1920 | 22,066 | 324 | NA |
| AMD Ryzen Threadripper 1920X | 22,727 | 309 | \$244.97 |
| AMD Ryzen Threadripper 1950X | 27,768 | 201 | \$650.00 |
| AMD Ryzen Threadripper 2920X | 24,951 | 248 | \$1,066.00 |
| AMD Ryzen Threadripper 2950X | 29,370 | 178 | \$1,052.82 |
| AMD Ryzen Threadripper 2970WX | 30,011 | 172 | \$1,250.00 |
| AMD Ryzen Threadripper 2990WX | 32,128 | 145 | \$1,505.00 |

 CPU Benchmarks 

| CPU Name | CPU Mark (higher is better) | Rank (lower is better) | Price (USD) |
|---|--------------------------------|---------------------------|----------------|
| AMD Ryzen Threadripper 3970X | 63,473 | 25 | \$2,389.38 |
| AMD Ryzen Threadripper 3990X | 81,112 | 10 | \$4,899.99 |
| AMD Ryzen Threadripper PRO 3945WX | 33,431 | 132 | NA |
| AMD Ryzen Threadripper PRO 3955WX | 40,271 | 94 | \$1,118.84 |
| AMD Ryzen Threadripper PRO 3975WX | 62,937 | 26 | \$2,998.00 |
| AMD Ryzen Threadripper PRO 3995WX | 83,097 | 8 | \$7,064.58 |
| AMD Ryzen Threadripper PRO 5945WX | 40,838 | 90 | NA |
| AMD Ryzen Threadripper PRO 5955WX | 49,585 | 54 | \$1,299.00 |
| AMD Ryzen Threadripper PRO 5965WX | 66,337 | 20 | \$2,199.99 |
| AMD Ryzen Threadripper PRO 5975WX | 76,120 | 14 | \$3,099.99 |
| AMD Ryzen Threadripper PRO 5995WX | 96,636 | 2 | \$6,499.00 |
| AMD Sempron 130 | 501 | 3615 | \$30.00* |
| AMD Sempron 140 | 472 | 3646 | \$11.95* |
| AMD Sempron 145 | 506 | 3612 | \$39.99 |
| AMD Sempron 150 | 597 | 3509 | \$14.95* |
| AMD Sempron 200U | 125 | 4091 | \$87.00* |
| AMD Sempron 210U | 267 | 3891 | NA |
| AMD Sempron 240 | 1,278 | 2832 | \$36.10* |
| AMD Sempron 2200+ | 184 | 4012 | \$39.95* |
| AMD Sempron 2300+ | 207 | 3974 | \$45.00* |
| AMD Sempron 2400+ | 205 | 3978 | \$12.99* |
| AMD Sempron 2500+ | 207 | 3973 | \$59.95* |
| AMD Sempron 2600+ | 253 | 3907 | \$34.95* |
| AMD Sempron 2650 APU | 561 | 3556 | \$168.20 |
| AMD Sempron 2800+ | 243 | 3923 | \$29.95* |
| AMD Sempron 3000+ | 268 | 3890 | \$34.95* |
| AMD Sempron 3100+ | 298 | 3839 | \$65.00* |
| AMD Sempron 3200+ | 251 | 3913 | \$124.68* |
| AMD Sempron 3300+ | 315 | 3819 | \$20.00* |
| AMD Sempron 3400+ | 292 | 3851 | \$86.68* |
| AMD Sempron 3500+ | 232 | 3918 | \$21.00* |

 CPU Benchmarks ▼

| CPU Name | CPU Mark (higher is better) | Rank (lower is better) | Price (USD) |
|----------|--------------------------------|---------------------------|----------------|
|----------|--------------------------------|---------------------------|----------------|

CPU Benchmarks

| | | | |
|--|-------|------|----------|
| <u>AMD Sempron 3850 APU</u> | 1,153 | 2947 | \$47.57 |
| <u>AMD Sempron Dual Core 2100</u> | 533 | 3586 | \$37.99* |
| <u>AMD Sempron Dual Core 2200</u> | 563 | 3552 | \$39.95* |
| <u>AMD Sempron Dual Core 2300</u> | 555 | 3560 | \$41.99* |
| <u>AMD Sempron LE-1100</u> | 315 | 3815 | \$34.95* |
| <u>AMD Sempron LE-1150</u> | 251 | 3911 | \$14.94* |
| <u>AMD Sempron LE-1200</u> | 349 | 3767 | \$14.95* |
| <u>AMD Sempron LE-1250</u> | 301 | 3835 | \$99.99* |
| <u>AMD Sempron LE-1300</u> | 417 | 3691 | \$27.00* |
| <u>AMD Sempron M100</u> | 338 | 3783 | \$12.00* |
| <u>AMD Sempron M120</u> | 247 | 3918 | NA |
| <u>AMD Sempron SI-40</u> | 288 | 3859 | \$12.00* |
| <u>AMD Sempron SI-42</u> | 268 | 3888 | \$29.99* |
| <u>AMD Sempron X2 180</u> | 826 | 3254 | \$69.40* |
| <u>AMD Sempron X2 190</u> | 879 | 3198 | \$83.44* |
| <u>AMD Sempron X2 198 Dual-Core</u> | 930 | 3159 | NA |
| <u>AMD Turion 64 Mobile MK-36</u> | 334 | 3793 | NA |
| <u>AMD Turion 64 Mobile MK-38</u> | 362 | 3754 | NA |
| <u>AMD Turion 64 Mobile ML-28</u> | 254 | 3905 | NA |
| <u>AMD Turion 64 Mobile ML-30</u> | 277 | 3875 | NA |
| <u>AMD Turion 64 Mobile ML-32</u> | 285 | 3863 | NA |
| <u>AMD Turion 64 Mobile ML-34</u> | 277 | 3876 | NA |
| <u>AMD Turion 64 Mobile ML-37</u> | 334 | 3790 | \$25.99* |
| <u>AMD Turion 64 Mobile ML-40</u> | 336 | 3786 | NA |
| <u>AMD Turion 64 Mobile ML-42</u> | 400 | 3714 | NA |
| <u>AMD Turion 64 Mobile ML-44</u> | 384 | 3737 | NA |
| <u>AMD Turion 64 Mobile MT-30</u> | 246 | 3919 | NA |
| <u>AMD Turion 64 Mobile MT-32</u> | 286 | 3861 | NA |
| <u>AMD Turion 64 Mobile MT-34</u> | 279 | 3872 | NA |
| <u>AMD Turion 64 Mobile MT-37</u> | 315 | 3817 | NA |
| <u>AMD Turion 64 X2 Mobile TL-50</u> | 174 | 3610 | \$18.00* |

| CPU Name | CPU Mark (higher is better) | Rank (lower is better) | Price (USD) |
|---|--------------------------------|---------------------------|----------------|
| AMD Turion 64 X2 Mobile TL-58 | 447 | 3664 | NA |
| AMD Turion 64 X2 Mobile TL-60 | 631 | 3472 | \$15.95* |
| AMD Turion 64 X2 Mobile TL-62 | 756 | 3334 | \$29.00* |
| AMD Turion 64 X2 Mobile TL-64 | 675 | 3429 | \$39.39* |
| AMD Turion 64 X2 Mobile TL-66 | 696 | 3401 | \$89.00* |
| AMD Turion 64 X2 Mobile TL-68 | 866 | 3213 | \$90.00* |
| AMD Turion Dual-Core RM-70 | 561 | 3554 | \$25.00* |
| AMD Turion Dual-Core RM-72 | 649 | 3454 | \$29.90* |
| AMD Turion Dual-Core RM-74 | 588 | 3518 | NA |
| AMD Turion Dual-Core RM-75 | 659 | 3446 | \$21.49* |
| AMD Turion II Dual-Core Mobile M500 | 735 | 3357 | NA |
| AMD Turion II Dual-Core Mobile M520 | 835 | 3246 | \$69.10* |
| AMD Turion II Dual-Core Mobile M540 | 912 | 3173 | NA |
| AMD Turion II N530 Dual-Core | 855 | 3221 | \$30.00* |
| AMD Turion II N550 Dual-Core | 877 | 3201 | NA |
| AMD Turion II Neo K625 Dual-Core | 565 | 3548 | NA |
| AMD Turion II Neo K685 Dual-Core | 684 | 3415 | NA |
| AMD Turion II Neo N40L Dual-Core | 602 | 3499 | NA |
| AMD Turion II Neo N54L Dual-Core | 825 | 3255 | NA |
| AMD Turion II P520 Dual-Core | 799 | 3282 | NA |
| AMD Turion II P540 Dual-Core | 960 | 3129 | \$49.95* |
| AMD Turion II P560 Dual-Core | 889 | 3191 | NA |
| AMD Turion II Ultra Dual-Core Mobile M600 | 955 | 3133 | \$16.76* |
| AMD Turion II Ultra Dual-Core Mobile M620 | 814 | 3268 | NA |
| AMD Turion II Ultra Dual-Core Mobile M640 | 1,016 | 3068 | NA |
| AMD Turion II Ultra Dual-Core Mobile M660 | 1,011 | 3075 | NA |
| AMD Turion Neo X2 Dual Core L625 | 432 | 3675 | NA |
| AMD Turion X2 Dual Core L510 | 603 | 3498 | NA |
| AMD Turion X2 Dual Core Mobile RM-70 | 497 | 3620 | \$132.56* |
| AMD Turion X2 Dual Core Mobile RM-76 | 691 | 3407 | NA |
| AMD Turion X2 Dual-Core Mobile RM-70 | 624 | 3477 | NA |

| CPU Name | CPU Mark (higher is better) | Rank (lower is better) | Price (USD) |
|--|--------------------------------|---------------------------|----------------|
| AMD Turion X2 Dual-Core Mobile RM-75 | 708 | 3385 | NA |
| AMD Turion X2 Dual-Core Mobile RM-77 | 635 | 3471 | NA |
| AMD Turion X2 Ultra Dual-Core Mobile ZM-80 | 506 | 3611 | \$49.95* |
| AMD Turion X2 Ultra Dual-Core Mobile ZM-82 | 707 | 3387 | NA |
| AMD Turion X2 Ultra Dual-Core Mobile ZM-84 | 793 | 3291 | \$49.95* |
| AMD Turion X2 Ultra Dual-Core Mobile ZM-85 | 799 | 3283 | \$45.00* |
| AMD Turion X2 Ultra Dual-Core Mobile ZM-86 | 695 | 3403 | \$61.00* |
| AMD Turion X2 Ultra Dual-Core Mobile ZM-87 | 689 | 3412 | \$39.95* |
| AMD TurionX2 Dual Core Mobile RM-70 | 536 | 3582 | NA |
| AMD TurionX2 Dual Core Mobile RM-72 | 471 | 3647 | NA |
| AMD TurionX2 Ultra DualCore Mobile ZM-85 | 841 | 3236 | NA |
| AMD TurionX2 Ultra DualCore Mobile ZM-87 | 599 | 3504 | NA |
| AMD V105 | 184 | 4011 | NA |
| AMD V120 | 352 | 3766 | NA |
| AMD V140 | 397 | 3720 | \$39.95* |
| AMD V160 | 337 | 3784 | NA |
| AMD Z-01 | 305 | 3831 | NA |
| AMD Z-60 APU | 262 | 3898 | NA |
| Amlogic | 570 | 3539 | NA |
| Apple A8 | 1,532 | 2655 | NA |
| Apple A8X | 2,357 | 2156 | NA |
| Apple A9 | 2,053 | 2325 | NA |
| Apple A9X | 2,508 | 2076 | NA |
| Apple A11 Bionic | 4,356 | 1525 | NA |
| Apple A12 Bionic | 4,834 | 1440 | NA |
| Apple A12X Bionic | 10,882 | 766 | NA |
| Apple A13 Bionic | 5,357 | 1358 | NA |
| Apple A14 Bionic | 8,518 | 924 | NA |
| Apple M1 8 Core 3200 MHz | 14,197 | 614 | NA |
| Apple M1 Max 10 Core 3200 MHz | 22,133 | 323 | NA |
| Apple M1 Pro 8 Core 3200 MHz | 17,183 | 402 | NA |

CPU Benchmarks

| CPU Name | CPU Mark (higher is better) | Rank (lower is better) | Price (USD) |
|----------|--------------------------------|---------------------------|----------------|
|----------|--------------------------------|---------------------------|----------------|

CPU Benchmarks

| | | | |
|--|--------|------|----|
| <u>Apple M2 8 Core 3500 MHz</u> | 15,357 | 555 | NA |
| <u>Apple M2 Max 12 Core 3680 MHz</u> | 26,123 | 227 | NA |
| <u>Apple M2 Pro 10 Core 3480 MHz</u> | 21,692 | 338 | NA |
| <u>Apple M2 Pro 12 Core 3480 MHz</u> | 26,482 | 222 | NA |
| <u>ARM - 8 Core 1766 MHz</u> | 4,080 | 1581 | NA |
| <u>ARM - 8 Core 2424 MHz</u> | 8,610 | 917 | NA |
| <u>ARM ARMv7 rev 3 (v7I) 4 Core 2065 MHz</u> | 984 | 3105 | NA |
| <u>ARM ARMv7 rev 4 (v7I) 4 Core 1200 MHz</u> | 396 | 3723 | NA |
| <u>ARM ARMv7 rev 4 (v7I) 4 Core 1400 MHz</u> | 399 | 3717 | NA |
| <u>ARM Cortex-A7 2 Core 960 MHz</u> | 93 | 4116 | NA |
| <u>ARM Cortex-A7 2 Core 996 MHz</u> | 133 | 4080 | NA |
| <u>ARM Cortex-A7 2 Core 1080 MHz</u> | 142 | 4071 | NA |
| <u>ARM Cortex-A7 4 Core 900 MHz</u> | 238 | 3931 | NA |
| <u>ARM Cortex-A7 4 Core 1008 MHz</u> | 269 | 3885 | NA |
| <u>ARM Cortex-A7 4 Core 1200 MHz</u> | 270 | 3881 | NA |
| <u>ARM Cortex-A7 4 Core 1300 MHz</u> | 341 | 3778 | NA |
| <u>ARM Cortex-A7 4 Core 1368 MHz</u> | 353 | 3765 | NA |
| <u>ARM Cortex-A15 4 Core 2000 MHz</u> | 923 | 3166 | NA |
| <u>ARM Cortex-A15 8 Core 1400 MHz</u> | 1,160 | 2937 | NA |
| <u>ARM Cortex-A17 4 Core 1800 MHz</u> | 732 | 3361 | NA |
| <u>ARM Cortex-A35 4 Core 1200 MHz</u> | 329 | 3800 | NA |
| <u>ARM Cortex-A35 4 Core 1296 MHz</u> | 334 | 3792 | NA |
| <u>ARM Cortex-A53 4 Core 1000 MHz</u> | 248 | 3915 | NA |
| <u>ARM Cortex-A53 4 Core 1152 MHz</u> | 343 | 3775 | NA |
| <u>ARM Cortex-A53 4 Core 1200 MHz</u> | 286 | 3862 | NA |
| <u>ARM Cortex-A53 4 Core 1296 MHz</u> | 426 | 3682 | NA |
| <u>ARM Cortex-A53 4 Core 1368 MHz</u> | 322 | 3807 | NA |
| <u>ARM Cortex-A53 4 Core 1392 MHz</u> | 397 | 3721 | NA |
| <u>ARM Cortex-A53 4 Core 1400 MHz</u> | 317 | 3813 | NA |
| <u>ARM Cortex-A53 4 Core 1500 MHz</u> | 432 | 3674 | NA |
| <u>ARM Cortex-A53 4 Core 1512 MHz</u> | 436 | 3670 | NA |

| CPU Name | CPU Mark (higher is better) | Rank (lower is better) | Price (USD) |
|----------|--------------------------------|---------------------------|----------------|
|----------|--------------------------------|---------------------------|----------------|

CPU Benchmarks

| | | | |
|---|-------|------|----|
| <u>ARM Cortex-A53 4 Core 1704 MHz</u> | 552 | 3563 | NA |
| <u>ARM Cortex-A53 4 Core 1800 MHz</u> | 482 | 3632 | NA |
| <u>ARM Cortex-A53 4 Core 1908 MHz</u> | 638 | 3468 | NA |
| <u>ARM Cortex-A53 6 Core 1896 MHz</u> | 1,851 | 2449 | NA |
| <u>ARM Cortex-A53 8 Core 1512 MHz</u> | 648 | 3458 | NA |
| <u>ARM Cortex-A55 4 Core 1800 MHz</u> | 627 | 3475 | NA |
| <u>ARM Cortex-A55 4 Core 1992 MHz</u> | 709 | 3383 | NA |
| <u>ARM Cortex-A55 4 Core 2100 MHz</u> | 719 | 3374 | NA |
| <u>ARM Cortex-A55 4 Core 2124 MHz</u> | 742 | 3348 | NA |
| <u>ARM Cortex-A57 4 Core 1479 MHz</u> | 954 | 3135 | NA |
| <u>ARM Cortex-A57 4 Core 1734 MHz</u> | 1,170 | 2928 | NA |
| <u>ARM Cortex-A57 4 Core 2014 MHz</u> | 1,200 | 2896 | NA |
| <u>ARM Cortex-A57 4 Core 2091 MHz</u> | 1,311 | 2806 | NA |
| <u>ARM Cortex-A57 8 Core 1500 MHz</u> | 1,022 | 3062 | NA |
| <u>ARM Cortex-A57 8 Core 1766 MHz</u> | 3,766 | 1647 | NA |
| <u>ARM Cortex-A72 4 Core 800 MHz</u> | 279 | 3870 | NA |
| <u>ARM Cortex-A72 4 Core 1200 MHz</u> | 174 | 4029 | NA |
| <u>ARM Cortex-A72 4 Core 1500 MHz</u> | 654 | 3449 | NA |
| <u>ARM Cortex-A72 4 Core 1600 MHz</u> | 544 | 3574 | NA |
| <u>ARM Cortex-A72 4 Core 1700 MHz</u> | 574 | 3533 | NA |
| <u>ARM Cortex-A72 4 Core 1750 MHz</u> | 335 | 3788 | NA |
| <u>ARM Cortex-A72 4 Core 1800 MHz</u> | 776 | 3309 | NA |
| <u>ARM Cortex-A72 4 Core 1850 MHz</u> | 199 | 3983 | NA |
| <u>ARM Cortex-A72 4 Core 1900 MHz</u> | 794 | 3289 | NA |
| <u>ARM Cortex-A72 4 Core 2000 MHz</u> | 729 | 3364 | NA |
| <u>ARM Cortex-A72 4 Core 2100 MHz</u> | 648 | 3455 | NA |
| <u>ARM Cortex-A72 4 Core 2200 MHz</u> | 799 | 3284 | NA |
| <u>ARM Cortex-A72 4 Core 2300 MHz</u> | 1,004 | 3086 | NA |
| <u>ARM Cortex-A72 4 Core 2394 MHz</u> | 1,254 | 2854 | NA |
| <u>ARM Cortex-A72 4 Core 2400 MHz</u> | 1,295 | 2815 | NA |
| <u>ARM Cortex-A72 6 Core 1416 MHz</u> | 1,046 | 3044 | NA |

| CPU Name | CPU Mark (higher is better) | Rank (lower is better) | Price (USD) |
|---|--------------------------------|---------------------------|----------------|
| ARM Cortex-A73 6 Core 1992 MHz | 1,311 | 2807 | NA |
| ARM Cortex-A73 6 Core 2016 MHz | 1,428 | 2728 | NA |
| ARM D2000/8 8 Core 2300 MHz | 2,674 | 2015 | NA |
| ARM Falkor V1/Kryo 8 Core 1900 MHz | 1,652 | 2571 | NA |
| ARM FT-2000/4 4 Core 2200 MHz | 881 | 3196 | NA |
| ARM Neoverse-N1 64 Core 0 MHz | 28,079 | 195 | NA |
| ARM Neoverse-N1 80 Core 2600 MHz | 18,823 | 432 | NA |
| ARM Neoverse-N1 80 Core 3000 MHz | 36,400 | 114 | NA |
| ARM Neoverse-N1 128 Core 2800 MHz | 43,111 | 78 | NA |
| ARM Neoverse-N1 128 Core 3000 MHz | 46,271 | 69 | NA |
| ARM phytium FT1500a 4 Core 2000 MHz | 1,579 | 2616 | NA |
| ARM Phytium,D2000/8 8 Core 2300 MHz | 2,665 | 2017 | NA |
| ARM Phytium,D2000/8 E8C 8 Core 2300 MHz | 2,005 | 2346 | NA |
| ARM Phytium,FT-2000/4 8 Core 2300 MHz | 2,720 | 1996 | NA |
| ARM X-Gene 32 Core 3000 MHz | 8,202 | 954 | NA |
| ARM X-Gene 32 Core 3300 MHz | 8,684 | 910 | NA |
| ASUS Tinker Board 2/2S | 1,771 | 2500 | NA |
| Athlon 64 Dual Core 3800+ | 736 | 3355 | NA |
| Athlon 64 Dual Core 5000+ | 850 | 3227 | NA |
| Athlon 64 Dual Core 5600+ | 875 | 3202 | NA |
| Athlon Dual Core 4050e | 670 | 3438 | NA |
| Athlon Dual Core 4450e | 681 | 3420 | NA |
| Athlon Dual Core 4850e | 769 | 3321 | NA |
| BCM2711 | 852 | 3225 | NA |
| BCM2835 | 1,231 | 2869 | NA |
| Celeron Dual-Core T3000 @ 1.80GHz | 681 | 3419 | NA |
| Celeron Dual-Core T3100 @ 1.90GHz | 584 | 3522 | \$32.00 |
| Celeron Dual-Core T3300 @ 2.00GHz | 620 | 3486 | \$14.97* |
| Celeron Dual-Core T3500 @ 2.10GHz | 756 | 3332 | NA |
| CentaurHauls @2500MHz | 7,969 | 978 | NA |
| DC1301 SMI 874V | 3,624 | 1682 | NA |

 CPU Benchmarks 

| CPU Name | CPU Mark (higher is better) | Rank (lower is better) | Price (USD) |
|--|--------------------------------|---------------------------|----------------|
| Generic DJI based system | 576 | 3532 | NA |
| Hardkernel ODROID-N2Plus | 2,115 | 2288 | NA |
| Haydn based on Qualcomm Technologies, Inc SM8350 | 5,359 | 1357 | NA |
| hi6210sft | 796 | 3286 | NA |
| High Performance Datacenter v | 2,012 | 2342 | NA |
| HiSilicon Kirin | 6,794 | 1124 | NA |
| Hisilicon Kirin710 | 2,410 | 2131 | NA |
| Hisilicon Kirin810 | 2,945 | 1912 | NA |
| Hisilicon Kirin820 | 3,974 | 1606 | NA |
| Hisilicon Kirin970 | 2,664 | 2018 | NA |
| Hisilicon Kirin980 | 4,318 | 1529 | NA |
| Hisilicon Kirin985 | 4,162 | 1560 | NA |
| Hisilicon Kirin9000 | 5,083 | 1409 | NA |
| HiSilicon Kirin 659 | 1,703 | 2541 | NA |
| Hisilicon Kirin 930 | 1,415 | 2738 | NA |
| Hisilicon Kirin 935 | 1,291 | 2820 | NA |
| HiSilicon Kirin 950 | 2,457 | 2100 | NA |
| Hisilicon Kirin 955 | 2,936 | 1916 | NA |
| HiSilicon Kirin 960 | 2,809 | 1963 | NA |
| HiSilicon Kirin 970 | 2,908 | 1933 | NA |
| Hisilicon Kirin 990 | 3,794 | 1640 | NA |
| HP Hexa-Core 2.0GHz | 1,741 | 2519 | \$504.27* |
| Hygon C86 3185 8-core | 9,627 | 841 | NA |
| Hygon C86 7255 16-core | 18,831 | 431 | NA |
| Intel 2.80GHz | 341 | 3776 | NA |
| Intel Atom 230 @ 1.60GHz | 203 | 3980 | NA |
| Intel Atom 330 @ 1.60GHz | 307 | 3830 | NA |
| Intel Atom C2338 @ 1.74GHz | 584 | 3524 | NA |
| Intel Atom C2350 @ 1.74GHz | 523 | 3594 | \$43.00* |
| Intel Atom C2358 @ 1.74GHz | 578 | 3528 | NA |
| Intel Atom C2538 @ 2.10GHz | 960 | 3128 | \$104.00* |

CPU Benchmarks

| CPU Name | CPU Mark (higher is better) | Rank (lower is better) | Price (USD) |
|--|--------------------------------|---------------------------|----------------|
| Home CPU Benchmarks ▼ | | | |
| Intel Atom C2750 @ 2.40GHz | 2,178 | 1974 | \$232.00* |
| Intel Atom C2750 @ 2.41GHz | 2,174 | 2265 | NA |
| Intel Atom C2758 @ 2.40GHz | 2,258 | 2220 | \$214.86* |
| Intel Atom C3338 @ 1.50GHz | 915 | 3171 | NA |
| Intel Atom C3538 @ 2.10GHz | 1,960 | 2374 | \$75.00* |
| Intel Atom C3558 @ 2.20GHz | 2,417 | 2126 | \$86.00* |
| Intel Atom C3758 @ 2.20GHz | 4,750 | 1451 | \$193.00* |
| Intel Atom C3858 @ 2.00GHz | 4,707 | 1458 | \$332.00* |
| Intel Atom C3958 @ 2.00GHz | 4,281 | 1533 | \$449.00* |
| Intel Atom C5125 | 8,631 | 915 | \$299.00* |
| Intel Atom D410 @ 1.66GHz | 177 | 4024 | \$635.99* |
| Intel Atom D425 @ 1.80GHz | 197 | 3989 | \$992.98* |
| Intel Atom D510 @ 1.66GHz | 406 | 3705 | \$97.16* |
| Intel Atom D525 @ 1.80GHz | 398 | 3718 | NA |
| Intel Atom D2500 @ 1.86GHz | 233 | 3945 | NA |
| Intel Atom D2550 @ 1.86GHz | 434 | 3672 | NA |
| Intel Atom D2560 @ 2.00GHz | 433 | 3673 | NA |
| Intel Atom D2700 @ 2.13GHz | 461 | 3653 | NA |
| Intel Atom D2701 @ 2.13GHz | 511 | 3605 | NA |
| Intel Atom E3805 @ 1.33GHz | 406 | 3704 | \$20.00* |
| Intel Atom E3815 @ 1.46GHz | 184 | 4008 | \$135.00* |
| Intel Atom E3825 @ 1.33GHz | 378 | 3742 | \$70.32* |
| Intel Atom E3826 @ 1.46GHz | 304 | 3832 | NA |
| Intel Atom E3827 @ 1.74GHz | 460 | 3654 | NA |
| Intel Atom E3840 @ 1.91GHz | 704 | 3393 | NA |
| Intel Atom E3845 @ 1.91GHz | 1,058 | 3033 | NA |
| Intel Atom E3900 @ 1.60GHz | 1,953 | 2378 | NA |
| Intel Atom E3940 @ 1.60GHz | 1,973 | 2365 | NA |
| Intel Atom E3950 @ 1.60GHz | 2,103 | 2295 | NA |
| Intel Atom N270 @ 1.60GHz | 175 | 4026 | NA |
| Intel Atom N280 @ 1.66GHz | 175 | 4027 | NA |

| CPU Name | CPU Mark (higher is better) | Rank (lower is better) | Price (USD) |
|----------|--------------------------------|---------------------------|----------------|
|----------|--------------------------------|---------------------------|----------------|

 CPU Benchmarks 

| | | | |
|--|-------|------|-----------|
| <u>Intel Atom N455 @ 1.66GHz</u> | 179 | 4021 | NA |
| <u>Intel Atom N470 @ 1.83GHz</u> | 224 | 3956 | NA |
| <u>Intel Atom N475 @ 1.83GHz</u> | 179 | 4019 | NA |
| <u>Intel Atom N550 @ 1.50GHz</u> | 283 | 3864 | \$86.00* |
| <u>Intel Atom N570 @ 1.66GHz</u> | 323 | 3805 | \$86.00* |
| <u>Intel Atom N2100 @ 1.60GHz</u> | 188 | 4005 | NA |
| <u>Intel Atom N2600 @ 1.60GHz</u> | 323 | 3806 | NA |
| <u>Intel Atom N2800 @ 1.86GHz</u> | 438 | 3669 | NA |
| <u>Intel Atom S1260 @ 2.00GHz</u> | 540 | 3578 | \$64.00* |
| <u>Intel Atom T5700 @ 1.70GHz</u> | 2,363 | 2153 | NA |
| <u>Intel Atom x5-E3930 @ 1.30GHz</u> | 928 | 3162 | NA |
| <u>Intel Atom x5-E8000 @ 1.04GHz</u> | 1,008 | 3083 | NA |
| <u>Intel Atom x5-Z8300 @ 1.44GHz</u> | 816 | 3265 | \$132.99* |
| <u>Intel Atom x5-Z8330 @ 1.44GHz</u> | 815 | 3266 | NA |
| <u>Intel Atom x5-Z8350 @ 1.44GHz</u> | 907 | 3178 | \$21.00* |
| <u>Intel Atom x5-Z8500 @ 1.44GHz</u> | 1,237 | 2864 | \$62.57* |
| <u>Intel Atom x5-Z8550 @ 1.44GHz</u> | 1,179 | 2921 | NA |
| <u>Intel Atom x7-Z8700 @ 1.60GHz</u> | 1,342 | 2784 | \$73.63* |
| <u>Intel Atom x7-Z8750 @ 1.60GHz</u> | 1,335 | 2790 | NA |
| <u>Intel Atom x6211E @ 1.20GHz</u> | 1,695 | 2546 | \$35.00* |
| <u>Intel Atom x6211E @ 1.30GHz</u> | 1,833 | 2459 | \$35.00* |
| <u>Intel Atom x6413E @ 1.50GHz</u> | 4,169 | 1559 | \$43.00* |
| <u>Intel Atom x6425E @ 2.00GHz</u> | 3,885 | 1621 | \$56.00* |
| <u>Intel Atom x6425RE @ 1.90GHz</u> | 2,935 | 1919 | \$59.00* |
| <u>Intel Atom Z520 @ 1.33GHz</u> | 122 | 4094 | NA |
| <u>Intel Atom Z530 @ 1.60GHz</u> | 183 | 4014 | NA |
| <u>Intel Atom Z670 @ 1.50GHz</u> | 158 | 4048 | NA |
| <u>Intel Atom Z2760 @ 1.80GHz</u> | 298 | 3838 | NA |
| <u>Intel Atom Z3530 @ 1.33GHz</u> | 565 | 3547 | NA |
| <u>Intel Atom Z3560 @ 1.00GHz</u> | 749 | 3341 | NA |
| <u>Intel Atom Z3560 @ 1.83GHz</u> | 600 | 3400 | NA |

| CPU Name | CPU Mark (higher is better) | Rank (lower is better) | Price (USD) |
|----------|--------------------------------|---------------------------|----------------|
|----------|--------------------------------|---------------------------|----------------|

CPU Benchmarks



| | | | |
|--|-------|------|-----------|
| <u>Intel Atom Z3735E @ 1.33GHz</u> | 557 | 3559 | \$117.00* |
| <u>Intel Atom Z3735F @ 1.33GHz</u> | 534 | 3585 | \$500.00* |
| <u>Intel Atom Z3735G @ 1.33GHz</u> | 772 | 3317 | NA |
| <u>Intel Atom Z3736F @ 1.33GHz</u> | 502 | 3614 | NA |
| <u>Intel Atom Z3740 @ 1.33GHz</u> | 642 | 3463 | NA |
| <u>Intel Atom Z3740D @ 1.33GHz</u> | 614 | 3488 | NA |
| <u>Intel Atom Z3745 @ 1.33GHz</u> | 621 | 3484 | \$30.00* |
| <u>Intel Atom Z3745D @ 1.33GHz</u> | 599 | 3507 | NA |
| <u>Intel Atom Z3770 @ 1.46GHz</u> | 739 | 3351 | \$149.44* |
| <u>Intel Atom Z3770D @ 1.49GHz</u> | 488 | 3626 | NA |
| <u>Intel Atom Z3775 @ 1.46GHz</u> | 703 | 3394 | \$500.00* |
| <u>Intel Atom Z3775D @ 1.49GHz</u> | 794 | 3290 | NA |
| <u>Intel Atom Z3795 @ 1.60GHz</u> | 1,197 | 2900 | NA |
| <u>Intel Celeron 1.70GHz</u> | 101 | 4111 | NA |
| <u>Intel Celeron 1.80GHz</u> | 96 | 4114 | NA |
| <u>Intel Celeron 2.00GHz</u> | 125 | 4090 | NA |
| <u>Intel Celeron 2.13GHz</u> | 166 | 4036 | NA |
| <u>Intel Celeron 2.20GHz</u> | 139 | 4076 | NA |
| <u>Intel Celeron 2.26GHz</u> | 182 | 4017 | NA |
| <u>Intel Celeron 2.30GHz</u> | 148 | 4064 | NA |
| <u>Intel Celeron 2.40GHz</u> | 143 | 4070 | NA |
| <u>Intel Celeron 2.50GHz</u> | 164 | 4039 | NA |
| <u>Intel Celeron 2.53GHz</u> | 222 | 3957 | NA |
| <u>Intel Celeron 2.60GHz</u> | 143 | 4069 | NA |
| <u>Intel Celeron 2.66GHz</u> | 154 | 4056 | NA |
| <u>Intel Celeron 2.70GHz</u> | 159 | 4046 | NA |
| <u>Intel Celeron 2.80GHz</u> | 190 | 4004 | NA |
| <u>Intel Celeron 2.93GHz</u> | 230 | 3950 | NA |
| <u>Intel Celeron 3.06GHz</u> | 279 | 3871 | NA |
| <u>Intel Celeron 3.20GHz</u> | 267 | 3892 | NA |
| <u>Intel Celeron 3.33GHz</u> | 263 | 3896 | NA |

| CPU Name | CPU Mark (higher is better) | Rank (lower is better) | Price (USD) |
|---|--------------------------------|---------------------------|----------------|
| Home CPU Benchmarks ▼ | | | |
| Intel Celeron 42U @ 1.60GHz | 235 | 3940 | \$49.95 |
| Intel Celeron 430 @ 1.80GHz | 293 | 3849 | \$30.99 |
| Intel Celeron 440 @ 2.00GHz | 368 | 3750 | \$34.99 |
| Intel Celeron 450 @ 2.20GHz | 410 | 3700 | \$299.00* |
| Intel Celeron 530 @ 1.73GHz | 268 | 3887 | \$13.00* |
| Intel Celeron 540 @ 1.86GHz | 314 | 3821 | \$20.95* |
| Intel Celeron 550 @ 2.00GHz | 319 | 3811 | \$54.95* |
| Intel Celeron 560 @ 2.13GHz | 339 | 3781 | \$69.95 |
| Intel Celeron 570 @ 2.26GHz | 344 | 3774 | NA |
| Intel Celeron 723 @ 1.20GHz | 213 | 3967 | NA |
| Intel Celeron 743 @ 1.30GHz | 268 | 3889 | NA |
| Intel Celeron 807 @ 1.50GHz | 392 | 3731 | NA |
| Intel Celeron 807UE @ 1.00GHz | 241 | 3927 | NA |
| Intel Celeron 827E @ 1.40GHz | 371 | 3748 | NA |
| Intel Celeron 847 @ 1.10GHz | 472 | 3644 | \$315.00* |
| Intel Celeron 847E @ 1.10GHz | 584 | 3523 | NA |
| Intel Celeron 857 @ 1.20GHz | 569 | 3544 | NA |
| Intel Celeron 867 @ 1.30GHz | 562 | 3553 | \$55.69* |
| Intel Celeron 877 @ 1.40GHz | 664 | 3444 | NA |
| Intel Celeron 887 @ 1.50GHz | 754 | 3336 | NA |
| Intel Celeron 900 @ 2.20GHz | 396 | 3724 | \$18.99 |
| Intel Celeron 925 @ 2.30GHz | 477 | 3637 | NA |
| Intel Celeron 1000M @ 1.80GHz | 1,072 | 3017 | NA |
| Intel Celeron 1000MHz | 139 | 4074 | NA |
| Intel Celeron 1005M @ 1.90GHz | 1,075 | 3015 | NA |
| Intel Celeron 1007U @ 1.50GHz | 827 | 3251 | \$184.99* |
| Intel Celeron 1017U @ 1.60GHz | 891 | 3188 | NA |
| Intel Celeron 1019Y @ 1.00GHz | 576 | 3531 | NA |
| Intel Celeron 1020E @ 2.20GHz | 1,406 | 2746 | NA |
| Intel Celeron 1020M @ 2.10GHz | 1,275 | 2833 | NA |
| Intel Celeron 1037U @ 1.80GHz | 961 | 3125 | NA |

| CPU Name | CPU Mark (higher is better) | Rank (lower is better) | Price (USD) |
|--|--------------------------------|---------------------------|----------------|
| Home CPU Benchmarks ▼ | | | |
| Intel Celeron 1200MHz | 159 | 4047 | NA |
| Intel Celeron 2000E @ 2.20GHz | 1,607 | 2595 | NA |
| Intel Celeron 2002E @ 1.50GHz | 1,091 | 2998 | \$86.00* |
| Intel Celeron 2950M @ 2.00GHz | 1,264 | 2845 | NA |
| Intel Celeron 2955U @ 1.40GHz | 866 | 3215 | NA |
| Intel Celeron 2957U @ 1.40GHz | 846 | 3232 | NA |
| Intel Celeron 2961Y @ 1.10GHz | 732 | 3360 | NA |
| Intel Celeron 2970M @ 2.20GHz | 1,501 | 2682 | NA |
| Intel Celeron 2980U @ 1.60GHz | 1,056 | 3038 | NA |
| Intel Celeron 2981U @ 1.60GHz | 991 | 3098 | NA |
| Intel Celeron 3205U @ 1.50GHz | 939 | 3150 | \$287.04* |
| Intel Celeron 3215U @ 1.70GHz | 1,147 | 2950 | NA |
| Intel Celeron 3755U @ 1.70GHz | 1,182 | 2917 | NA |
| Intel Celeron 3765U @ 1.90GHz | 1,252 | 2856 | NA |
| Intel Celeron 3855U @ 1.60GHz | 1,264 | 2846 | NA |
| Intel Celeron 3865U @ 1.80GHz | 1,286 | 2823 | NA |
| Intel Celeron 3867U @ 1.80GHz | 1,483 | 2691 | \$107.00* |
| Intel Celeron 3955U @ 2.00GHz | 1,490 | 2686 | NA |
| Intel Celeron 3965U @ 2.20GHz | 1,735 | 2522 | \$107.00* |
| Intel Celeron 3965Y @ 1.50GHz | 1,179 | 2920 | \$107.00* |
| Intel Celeron 4205U @ 1.80GHz | 1,343 | 2783 | \$107.00* |
| Intel Celeron 4305U @ 2.20GHz | 1,807 | 2471 | \$107.00* |
| Intel Celeron 4305UE @ 2.00GHz | 1,699 | 2545 | NA |
| Intel Celeron 5205U @ 1.90GHz | 1,457 | 2701 | \$107.00* |
| Intel Celeron 6305 @ 1.80GHz | 2,071 | 2312 | NA |
| Intel Celeron 6305E @ 1.80GHz | 1,946 | 2387 | \$107.00* |
| Intel Celeron 7305 | 2,189 | 2256 | \$107.00* |
| Intel Celeron @ 1.30GHz | 548 | 3568 | NA |
| Intel Celeron B710 @ 1.60GHz | 106 | 4108 | NA |
| Intel Celeron B800 @ 1.50GHz | 644 | 3460 | \$24.99* |
| Intel Celeron B810 @ 1.60GHz | 775 | 3312 | \$79.95* |

| CPU Name | CPU Mark (higher is better) | Rank (lower is better) | Price (USD) |
|--|--------------------------------|---------------------------|----------------|
| Home CPU Benchmarks ▼ | | | |
| Intel Celeron B830 @ 1.80GHz | 817 | 3263 | \$49.99* |
| Intel Celeron B840 @ 1.90GHz | 978 | 3111 | NA |
| Intel Celeron D 347 @ 3.06GHz | 232 | 3946 | NA |
| Intel Celeron D 352 @ 3.20GHz | 283 | 3865 | NA |
| Intel Celeron D 356 @ 3.33GHz | 251 | 3912 | NA |
| Intel Celeron D 360 @ 3.46GHz | 372 | 3746 | NA |
| Intel Celeron D 420 @ 1.60GHz | 313 | 3822 | NA |
| Intel Celeron E1200 @ 1.60GHz | 551 | 3564 | \$99.95* |
| Intel Celeron E1400 @ 2.00GHz | 671 | 3436 | \$14.00 |
| Intel Celeron E1500 @ 2.20GHz | 626 | 3476 | \$19.65* |
| Intel Celeron E1600 @ 2.40GHz | 840 | 3238 | NA |
| Intel Celeron E3200 @ 2.40GHz | 839 | 3240 | \$19.99* |
| Intel Celeron E3300 @ 2.50GHz | 822 | 3260 | \$64.78 |
| Intel Celeron E3400 @ 2.60GHz | 848 | 3230 | \$24.99 |
| Intel Celeron E3500 @ 2.70GHz | 935 | 3152 | \$17.49 |
| Intel Celeron G440 @ 1.60GHz | 425 | 3684 | \$100.00 |
| Intel Celeron G460 @ 1.80GHz | 469 | 3648 | \$55.00 |
| Intel Celeron G465 @ 1.90GHz | 547 | 3570 | \$40.00 |
| Intel Celeron G470 @ 2.00GHz | 599 | 3506 | \$35.15* |
| Intel Celeron G530 @ 2.40GHz | 1,097 | 2995 | \$100.00 |
| Intel Celeron G530T @ 2.00GHz | 1,056 | 3037 | \$16.99* |
| Intel Celeron G540 @ 2.50GHz | 1,160 | 2935 | \$11.03* |
| Intel Celeron G540T @ 2.10GHz | 1,137 | 2962 | NA |
| Intel Celeron G550 @ 2.60GHz | 1,214 | 2885 | \$49.00 |
| Intel Celeron G550T @ 2.20GHz | 1,102 | 2992 | NA |
| Intel Celeron G555 @ 2.70GHz | 1,268 | 2840 | \$53.44 |
| Intel Celeron G1101 @ 2.27GHz | 1,086 | 3002 | \$19.77* |
| Intel Celeron G1610 @ 2.60GHz | 1,508 | 2675 | \$37.00 |
| Intel Celeron G1610T @ 2.30GHz | 1,373 | 2763 | \$14.98* |
| Intel Celeron G1620 @ 2.70GHz | 1,548 | 2644 | \$44.99 |
| Intel Celeron G1620T @ 2.40GHz | 1,540 | 2651 | \$42.00* |

| CPU Name | CPU Mark (higher is better) | Rank (lower is better) | Price (USD) |
|---|--------------------------------|---------------------------|----------------|
| Home CPU Benchmarks ▼ | | | |
| Intel Celeron G1820U1 @ 2.40GHz | 1,614 | 2592 | \$42.00* |
| Intel Celeron G1820TE @ 2.20GHz | 1,115 | 2978 | NA |
| Intel Celeron G1830 @ 2.80GHz | 1,560 | 2626 | \$73.00 |
| Intel Celeron G1840 @ 2.80GHz | 1,760 | 2507 | \$47.97 |
| Intel Celeron G1840T @ 2.50GHz | 1,576 | 2618 | NA |
| Intel Celeron G1850 @ 2.90GHz | 1,899 | 2420 | \$79.00 |
| Intel Celeron G3900 @ 2.80GHz | 2,171 | 2267 | \$29.95 |
| Intel Celeron G3900E @ 2.40GHz | 2,034 | 2330 | \$107.00* |
| Intel Celeron G3900T @ 2.60GHz | 2,081 | 2305 | \$112.46* |
| Intel Celeron G3900TE @ 2.30GHz | 1,850 | 2450 | \$59.95 |
| Intel Celeron G3920 @ 2.90GHz | 2,346 | 2165 | \$1,083.82 |
| Intel Celeron G3930 @ 2.90GHz | 2,257 | 2223 | \$73.20 |
| Intel Celeron G3930T @ 2.70GHz | 2,059 | 2321 | \$94.00* |
| Intel Celeron G3930TE @ 2.70GHz | 2,218 | 2241 | \$42.00* |
| Intel Celeron G3950 @ 3.00GHz | 2,412 | 2129 | \$143.00* |
| Intel Celeron G4900 @ 3.10GHz | 2,422 | 2122 | \$60.00 |
| Intel Celeron G4900T @ 2.90GHz | 2,290 | 2203 | \$69.95 |
| Intel Celeron G4920 @ 3.20GHz | 2,406 | 2134 | \$50.40 |
| Intel Celeron G4930 @ 3.20GHz | 2,571 | 2058 | \$45.99 |
| Intel Celeron G4930T @ 3.00GHz | 2,284 | 2207 | \$42.00* |
| Intel Celeron G4950 @ 3.30GHz | 2,714 | 1998 | \$119.99* |
| Intel Celeron G5900 @ 3.40GHz | 2,696 | 2008 | \$21.95 |
| Intel Celeron G5900T @ 3.20GHz | 2,620 | 2035 | \$42.00* |
| Intel Celeron G5905 @ 3.50GHz | 2,817 | 1959 | \$43.99 |
| Intel Celeron G5905T @ 3.30GHz | 2,070 | 2313 | \$42.00* |
| Intel Celeron G5920 @ 3.50GHz | 2,482 | 2092 | \$51.82 |
| Intel Celeron G5925 @ 3.60GHz | 2,708 | 2001 | \$32.99 |
| Intel Celeron G6900 | 4,467 | 1501 | \$81.19 |
| Intel Celeron G6900T | 4,024 | 1597 | \$42.00* |
| Intel Celeron J1750 @ 2.41GHz | 595 | 3510 | NA |
| Intel Celeron J1800 @ 2.41GHz | 587 | 3519 | NA |

| CPU Name | CPU Mark (higher is better) | Rank (lower is better) | Price (USD) |
|--|--------------------------------|---------------------------|----------------|
|  CPU Benchmarks  | | | |
| <u>Intel Celeron J3060 @ 1.60GHz</u> | 677 | 3424 | NA |
| <u>Intel Celeron J3160 @ 1.60GHz</u> | 1,266 | 2842 | NA |
| <u>Intel Celeron J3355 @ 2.00GHz</u> | 1,189 | 2908 | NA |
| <u>Intel Celeron J3455 @ 1.50GHz</u> | 2,255 | 2224 | \$349.00* |
| <u>Intel Celeron J3455E @ 1.50GHz</u> | 2,157 | 2271 | NA |
| <u>Intel Celeron J4005 @ 2.00GHz</u> | 1,586 | 2610 | \$168.75* |
| <u>Intel Celeron J4025 @ 2.00GHz</u> | 1,727 | 2529 | NA |
| <u>Intel Celeron J4105 @ 1.50GHz</u> | 2,915 | 1926 | \$107.00* |
| <u>Intel Celeron J4115 @ 1.80GHz</u> | 2,704 | 2005 | NA |
| <u>Intel Celeron J4125 @ 2.00GHz</u> | 2,979 | 1898 | NA |
| <u>Intel Celeron J6412 @ 2.00GHz</u> | 3,910 | 1617 | \$54.00* |
| <u>Intel Celeron J6413 @ 1.80GHz</u> | 4,269 | 1536 | NA |
| <u>Intel Celeron M 1.00GHz</u> | 149 | 4063 | \$13.99 |
| <u>Intel Celeron M 1.30GHz</u> | 205 | 3975 | NA |
| <u>Intel Celeron M 1.50GHz</u> | 216 | 3963 | NA |
| <u>Intel Celeron M 1.60GHz</u> | 190 | 4003 | NA |
| <u>Intel Celeron M 1.70GHz</u> | 252 | 3908 | NA |
| <u>Intel Celeron M 360 1.40GHz</u> | 221 | 3959 | NA |
| <u>Intel Celeron M 410 @ 1.46GHz</u> | 123 | 4092 | NA |
| <u>Intel Celeron M 420 @ 1.60GHz</u> | 139 | 4075 | NA |
| <u>Intel Celeron M 430 @ 1.73GHz</u> | 169 | 4033 | NA |
| <u>Intel Celeron M 440 @ 1.86GHz</u> | 169 | 4032 | NA |
| <u>Intel Celeron M 443 @ 1.20GHz</u> | 125 | 4089 | NA |
| <u>Intel Celeron M 450 @ 2.00GHz</u> | 230 | 3951 | NA |
| <u>Intel Celeron M 520 @ 1.60GHz</u> | 215 | 3964 | NA |
| <u>Intel Celeron M 530 @ 1.73GHz</u> | 291 | 3856 | NA |
| <u>Intel Celeron M 723 @ 1.20GHz</u> | 267 | 3893 | NA |
| <u>Intel Celeron M 900MHz</u> | 123 | 4093 | NA |
| <u>Intel Celeron M 1300MHz</u> | 197 | 3987 | NA |
| <u>Intel Celeron M 1500MHz</u> | 217 | 3962 | NA |
| <u>Intel Celeron N2805 @ 1.46GHz</u> | 335 | 3789 | NA |

| CPU Name | CPU Mark (higher is better) | Rank (lower is better) | Price (USD) |
|----------|--------------------------------|---------------------------|----------------|
|----------|--------------------------------|---------------------------|----------------|

 CPU Benchmarks 

| | | | |
|---|-------|------|-----------|
| <u>Intel Celeron N2808 @ 1.58GHz</u> | 509 | 3607 | NA |
| <u>Intel Celeron N2810 @ 2.00GHz</u> | 420 | 3689 | \$139.99* |
| <u>Intel Celeron N2815 @ 1.86GHz</u> | 499 | 3616 | NA |
| <u>Intel Celeron N2820 @ 2.13GHz</u> | 495 | 3623 | \$225.00* |
| <u>Intel Celeron N2830 @ 2.16GHz</u> | 555 | 3561 | \$149.99* |
| <u>Intel Celeron N2840 @ 2.16GHz</u> | 585 | 3521 | NA |
| <u>Intel Celeron N2910 @ 1.60GHz</u> | 773 | 3316 | NA |
| <u>Intel Celeron N2920 @ 1.86GHz</u> | 932 | 3157 | NA |
| <u>Intel Celeron N2930 @ 1.83GHz</u> | 1,000 | 3093 | NA |
| <u>Intel Celeron N2940 @ 1.83GHz</u> | 1,039 | 3051 | NA |
| <u>Intel Celeron N3000 @ 1.04GHz</u> | 608 | 3493 | NA |
| <u>Intel Celeron N3010 @ 1.04GHz</u> | 599 | 3505 | NA |
| <u>Intel Celeron N3050 @ 1.60GHz</u> | 594 | 3512 | \$170.00* |
| <u>Intel Celeron N3060 @ 1.60GHz</u> | 654 | 3448 | \$282.00* |
| <u>Intel Celeron N3150 @ 1.60GHz</u> | 1,206 | 2892 | NA |
| <u>Intel Celeron N3160 @ 1.60GHz</u> | 1,159 | 2938 | \$349.00* |
| <u>Intel Celeron N3350 @ 1.10GHz</u> | 1,112 | 2983 | \$275.49* |
| <u>Intel Celeron N3450 @ 1.10GHz</u> | 1,974 | 2364 | \$185.08* |
| <u>Intel Celeron N4000 @ 1.10GHz</u> | 1,421 | 2736 | \$107.00* |
| <u>Intel Celeron N4000C @ 1.10GHz</u> | 1,407 | 2744 | NA |
| <u>Intel Celeron N4020 @ 1.10GHz</u> | 1,569 | 2624 | NA |
| <u>Intel Celeron N4020C @ 1.10GHz</u> | 1,606 | 2597 | NA |
| <u>Intel Celeron N4100 @ 1.10GHz</u> | 2,443 | 2110 | \$107.00* |
| <u>Intel Celeron N4120 @ 1.10GHz</u> | 2,540 | 2066 | NA |
| <u>Intel Celeron N4500 @ 1.10GHz</u> | 1,990 | 2355 | NA |
| <u>Intel Celeron N4505 @ 2.00GHz</u> | 2,331 | 2177 | NA |
| <u>Intel Celeron N5095 @ 2.00GHz</u> | 4,040 | 1592 | NA |
| <u>Intel Celeron N5095A @ 2.00GHz</u> | 4,208 | 1551 | NA |
| <u>Intel Celeron N5100 @ 1.10GHz</u> | 3,411 | 1736 | NA |
| <u>Intel Celeron N5105 @ 2.00GHz</u> | 4,076 | 1582 | \$299.00* |
| <u>Intel Celeron N6210 @ 1.20GHz</u> | 1,652 | 2570 | \$51.00* |

| CPU Name | CPU Mark (higher is better) | Rank (lower is better) | Price (USD) |
|----------|--------------------------------|---------------------------|----------------|
|----------|--------------------------------|---------------------------|----------------|

CPU Benchmarks ▼

| | | | |
|--|-------|------|-----------|
| <u>Intel Celeron P4505 @ 1.87GHz</u> | 689 | 3411 | NA |
| <u>Intel Celeron P4600 @ 2.00GHz</u> | 870 | 3207 | NA |
| <u>Intel Celeron SU2300 @ 1.20GHz</u> | 460 | 3655 | NA |
| <u>Intel Celeron T1600 @ 1.66GHz</u> | 545 | 3573 | \$19.99* |
| <u>Intel Celeron U1900 @ 1.99GHz</u> | 1,028 | 3059 | NA |
| <u>Intel Celeron U3400 @ 1.07GHz</u> | 473 | 3642 | NA |
| <u>Intel Celeron U3600 @ 1.20GHz</u> | 560 | 3558 | NA |
| <u>Intel Core2 Duo E4300 @ 1.80GHz</u> | 564 | 3551 | \$42.50* |
| <u>Intel Core2 Duo E4400 @ 2.00GHz</u> | 650 | 3452 | \$42.50* |
| <u>Intel Core2 Duo E4500 @ 2.20GHz</u> | 734 | 3358 | \$11.00* |
| <u>Intel Core2 Duo E4600 @ 2.40GHz</u> | 854 | 3223 | \$157.95* |
| <u>Intel Core2 Duo E4700 @ 2.60GHz</u> | 802 | 3280 | \$26.99* |
| <u>Intel Core2 Duo E6300 @ 1.86GHz</u> | 606 | 3495 | \$127.61* |
| <u>Intel Core2 Duo E6320 @ 1.86GHz</u> | 717 | 3378 | \$39.99* |
| <u>Intel Core2 Duo E6400 @ 2.13GHz</u> | 756 | 3333 | \$29.94* |
| <u>Intel Core2 Duo E6420 @ 2.13GHz</u> | 741 | 3350 | \$39.99* |
| <u>Intel Core2 Duo E6540 @ 2.33GHz</u> | 808 | 3270 | NA |
| <u>Intel Core2 Duo E6550 @ 2.33GHz</u> | 875 | 3203 | \$13.30* |
| <u>Intel Core2 Duo E6600 @ 2.40GHz</u> | 935 | 3153 | \$195.31 |
| <u>Intel Core2 Duo E6700 @ 2.66GHz</u> | 987 | 3101 | \$29.99* |
| <u>Intel Core2 Duo E6750 @ 2.66GHz</u> | 1,005 | 3085 | \$10.30* |
| <u>Intel Core2 Duo E6850 @ 3.00GHz</u> | 1,128 | 2967 | \$51.20* |
| <u>Intel Core2 Duo E7200 @ 2.53GHz</u> | 979 | 3108 | \$47.00* |
| <u>Intel Core2 Duo E7300 @ 2.66GHz</u> | 945 | 3145 | \$49.95* |
| <u>Intel Core2 Duo E7400 @ 2.80GHz</u> | 997 | 3095 | \$48.99* |
| <u>Intel Core2 Duo E7500 @ 2.93GHz</u> | 1,119 | 2971 | \$99.63* |
| <u>Intel Core2 Duo E7600 @ 3.06GHz</u> | 1,134 | 2964 | \$119.95* |
| <u>Intel Core2 Duo E8135 @ 2.40GHz</u> | 973 | 3115 | NA |
| <u>Intel Core2 Duo E8135 @ 2.66GHz</u> | 1,112 | 2984 | NA |
| <u>Intel Core2 Duo E8200 @ 2.66GHz</u> | 1,081 | 3009 | \$75.99* |
| <u>Intel Core2 Duo E8235 @ 2.80GHz</u> | 1,053 | 3011 | NA |

| CPU Name | CPU Mark (higher is better) | Rank (lower is better) | Price (USD) |
|----------|--------------------------------|---------------------------|----------------|
|----------|--------------------------------|---------------------------|----------------|

CPU Benchmarks

| | | | |
|---|-------|------|-----------|
| <u>Intel Core2 Duo E8335 @ 2.66GHz</u> | 1,186 | 2913 | NA |
| <u>Intel Core2 Duo E8335 @ 2.93GHz</u> | 1,075 | 3016 | NA |
| <u>Intel Core2 Duo E8400 @ 3.00GHz</u> | 1,181 | 2918 | \$23.03* |
| <u>Intel Core2 Duo E8435 @ 3.06GHz</u> | 1,057 | 3035 | \$59.99* |
| <u>Intel Core2 Duo E8500 @ 3.16GHz</u> | 1,243 | 2860 | \$41.69 |
| <u>Intel Core2 Duo E8600 @ 3.33GHz</u> | 1,368 | 2769 | \$76.46* |
| <u>Intel Core2 Duo L7100 @ 1.20GHz</u> | 467 | 3651 | NA |
| <u>Intel Core2 Duo L7300 @ 1.40GHz</u> | 513 | 3603 | NA |
| <u>Intel Core2 Duo L7400 @ 1.50GHz</u> | 516 | 3601 | NA |
| <u>Intel Core2 Duo L7500 @ 1.60GHz</u> | 589 | 3516 | NA |
| <u>Intel Core2 Duo L7700 @ 1.80GHz</u> | 607 | 3494 | NA |
| <u>Intel Core2 Duo L7800 @ 2.00GHz</u> | 680 | 3421 | NA |
| <u>Intel Core2 Duo L9300 @ 1.60GHz</u> | 690 | 3410 | NA |
| <u>Intel Core2 Duo L9600 @ 2.13GHz</u> | 788 | 3296 | NA |
| <u>Intel Core2 Duo P7350 @ 2.00GHz</u> | 756 | 3335 | \$19.99* |
| <u>Intel Core2 Duo P7370 @ 2.00GHz</u> | 790 | 3293 | NA |
| <u>Intel Core2 Duo P7450 @ 2.13GHz</u> | 776 | 3308 | \$39.99* |
| <u>Intel Core2 Duo P7550 @ 2.26GHz</u> | 866 | 3214 | \$229.99* |
| <u>Intel Core2 Duo P7570 @ 2.26GHz</u> | 804 | 3278 | NA |
| <u>Intel Core2 Duo P8400 @ 2.26GHz</u> | 836 | 3245 | \$297.01* |
| <u>Intel Core2 Duo P8600 @ 2.40GHz</u> | 852 | 3224 | \$49.18* |
| <u>Intel Core2 Duo P8700 @ 2.53GHz</u> | 965 | 3121 | \$84.95* |
| <u>Intel Core2 Duo P8800 @ 2.66GHz</u> | 954 | 3136 | \$56.99* |
| <u>Intel Core2 Duo P9300 @ 2.26GHz</u> | 952 | 3139 | NA |
| <u>Intel Core2 Duo P9500 @ 2.53GHz</u> | 1,015 | 3071 | \$998.99* |
| <u>Intel Core2 Duo P9600 @ 2.53GHz</u> | 1,040 | 3048 | \$99.00* |
| <u>Intel Core2 Duo P9600 @ 2.66GHz</u> | 1,078 | 3013 | NA |
| <u>Intel Core2 Duo P9700 @ 2.80GHz</u> | 1,120 | 2970 | NA |
| <u>Intel Core2 Duo SL9400 @ 1.86GHz</u> | 782 | 3301 | \$253.00* |
| <u>Intel Core2 Duo SP9400 @ 2.40GHz</u> | 857 | 3216 | \$284.00* |
| <u>Intel Core2 Duo SU9400 @ 1.40GHz</u> | 509 | 3606 | NA |

| CPU Name | CPU Mark (higher is better) | Rank (lower is better) | Price (USD) |
|----------|--------------------------------|---------------------------|----------------|
|----------|--------------------------------|---------------------------|----------------|

 CPU Benchmarks ▼

| | | | |
|--|-----|------|-----------|
| <u>Intel Core2 Duo T5270 @ 1.40GHz</u> | 468 | 3650 | NA |
| <u>Intel Core2 Duo T5300 @ 1.73GHz</u> | 569 | 3543 | NA |
| <u>Intel Core2 Duo T5450 @ 1.66GHz</u> | 547 | 3572 | NA |
| <u>Intel Core2 Duo T5470 @ 1.60GHz</u> | 531 | 3587 | NA |
| <u>Intel Core2 Duo T5500 @ 1.66GHz</u> | 513 | 3604 | NA |
| <u>Intel Core2 Duo T5550 @ 1.83GHz</u> | 611 | 3489 | NA |
| <u>Intel Core2 Duo T5600 @ 1.83GHz</u> | 649 | 3453 | NA |
| <u>Intel Core2 Duo T5670 @ 1.80GHz</u> | 574 | 3534 | NA |
| <u>Intel Core2 Duo T5750 @ 2.00GHz</u> | 682 | 3418 | \$9.99* |
| <u>Intel Core2 Duo T5800 @ 2.00GHz</u> | 623 | 3481 | NA |
| <u>Intel Core2 Duo T5850 @ 2.16GHz</u> | 687 | 3413 | \$27.79* |
| <u>Intel Core2 Duo T5870 @ 2.00GHz</u> | 699 | 3399 | NA |
| <u>Intel Core2 Duo T5900 @ 2.20GHz</u> | 652 | 3450 | NA |
| <u>Intel Core2 Duo T6400 @ 2.00GHz</u> | 707 | 3388 | \$14.99* |
| <u>Intel Core2 Duo T6500 @ 2.10GHz</u> | 729 | 3363 | \$14.99* |
| <u>Intel Core2 Duo T6570 @ 2.10GHz</u> | 751 | 3340 | \$38.50* |
| <u>Intel Core2 Duo T6600 @ 2.20GHz</u> | 768 | 3322 | \$39.97* |
| <u>Intel Core2 Duo T6670 @ 2.20GHz</u> | 778 | 3306 | NA |
| <u>Intel Core2 Duo T7100 @ 1.80GHz</u> | 599 | 3503 | \$14.99* |
| <u>Intel Core2 Duo T7200 @ 2.00GHz</u> | 727 | 3366 | \$51.65 |
| <u>Intel Core2 Duo T7250 @ 2.00GHz</u> | 693 | 3405 | \$201.48* |
| <u>Intel Core2 Duo T7300 @ 2.00GHz</u> | 676 | 3426 | \$89.95* |
| <u>Intel Core2 Duo T7400 @ 2.16GHz</u> | 702 | 3396 | \$149.95* |
| <u>Intel Core2 Duo T7500 @ 2.20GHz</u> | 831 | 3248 | \$59.00* |
| <u>Intel Core2 Duo T7600 @ 2.33GHz</u> | 815 | 3267 | \$99.95* |
| <u>Intel Core2 Duo T7700 @ 2.40GHz</u> | 930 | 3160 | \$129.95 |
| <u>Intel Core2 Duo T7800 @ 2.60GHz</u> | 976 | 3113 | \$607.99* |
| <u>Intel Core2 Duo T8100 @ 2.10GHz</u> | 741 | 3349 | \$999.99* |
| <u>Intel Core2 Duo T8300 @ 2.40GHz</u> | 887 | 3194 | \$108.95* |
| <u>Intel Core2 Duo T9300 @ 2.50GHz</u> | 964 | 3122 | \$94.95* |
| <u>Intel Core2 Duo T9400 @ 2.53GHz</u> | 972 | 3118 | \$21.95* |

| CPU Name | CPU Mark (higher is better) | Rank (lower is better) | Price (USD) |
|----------|--------------------------------|---------------------------|----------------|
|----------|--------------------------------|---------------------------|----------------|

CPU Benchmarks ▼

| | | | |
|--|-------|------|-------------|
| <u>Intel Core2 Duo T9600 @ 2.80GHz</u> | 1,036 | 3053 | \$54.95* |
| <u>Intel Core2 Duo T9800 @ 2.93GHz</u> | 1,202 | 2893 | \$423.89* |
| <u>Intel Core2 Duo T9900 @ 3.06GHz</u> | 1,186 | 2912 | \$398.95* |
| <u>Intel Core2 Duo U7300 @ 1.30GHz</u> | 503 | 3613 | NA |
| <u>Intel Core2 Duo U7500 @ 1.06GHz</u> | 405 | 3706 | NA |
| <u>Intel Core2 Duo U7600 @ 1.20GHz</u> | 347 | 3770 | NA |
| <u>Intel Core2 Duo U7700 @ 1.33GHz</u> | 354 | 3764 | NA |
| <u>Intel Core2 Duo U9300 @ 1.20GHz</u> | 440 | 3668 | NA |
| <u>Intel Core2 Duo U9600 @ 1.60GHz</u> | 578 | 3527 | NA |
| <u>Intel Core2 Extreme Q6800 @ 2.93GHz</u> | 2,145 | 2277 | \$1,125.00* |
| <u>Intel Core2 Extreme Q6850 @ 3.00GHz</u> | 2,292 | 2202 | \$1,495.95* |
| <u>Intel Core2 Extreme Q9200 @ 2.40GHz</u> | 2,011 | 2344 | NA |
| <u>Intel Core2 Extreme Q9300 @ 2.53GHz</u> | 1,918 | 2402 | NA |
| <u>Intel Core2 Extreme X6800 @ 2.93GHz</u> | 823 | 3258 | \$263.64* |
| <u>Intel Core2 Extreme X7800 @ 2.60GHz</u> | 1,138 | 2959 | NA |
| <u>Intel Core2 Extreme X7900 @ 2.80GHz</u> | 1,108 | 2988 | \$159.95* |
| <u>Intel Core2 Extreme X9000 @ 2.80GHz</u> | 1,175 | 2924 | \$409.95* |
| <u>Intel Core2 Extreme X9100 @ 3.06GHz</u> | 1,171 | 2927 | \$851.00* |
| <u>Intel Core2 Extreme X9650 @ 3.00GHz</u> | 2,403 | 2135 | \$859.99* |
| <u>Intel Core2 Extreme X9750 @ 3.16GHz</u> | 2,348 | 2162 | NA |
| <u>Intel Core2 Extreme X9770 @ 3.20GHz</u> | 2,658 | 2021 | \$1,608.95* |
| <u>Intel Core2 Extreme X9775 @ 3.20GHz</u> | 2,780 | 1973 | \$1,805.95* |
| <u>Intel Core2 Quad Q6600 @ 2.40GHz</u> | 1,797 | 2482 | \$37.91 |
| <u>Intel Core2 Quad Q6700 @ 2.66GHz</u> | 2,074 | 2310 | \$99.95* |
| <u>Intel Core2 Quad Q8200 @ 2.33GHz</u> | 1,783 | 2492 | \$63.99* |
| <u>Intel Core2 Quad Q8300 @ 2.50GHz</u> | 1,870 | 2437 | \$130.00 |
| <u>Intel Core2 Quad Q8400 @ 2.66GHz</u> | 2,038 | 2328 | \$128.88* |
| <u>Intel Core2 Quad Q9000 @ 2.00GHz</u> | 1,543 | 2649 | \$389.00* |
| <u>Intel Core2 Quad Q9100 @ 2.26GHz</u> | 1,764 | 2506 | \$385.89* |
| <u>Intel Core2 Quad Q9300 @ 2.50GHz</u> | 1,947 | 2386 | \$38.04* |
| <u>Intel Core2 Quad Q9400 @ 2.66GHz</u> | 2,086 | 2303 | \$48.49 |

| CPU Name | CPU Mark (higher is better) | Rank (lower is better) | Price (USD) |
|----------|--------------------------------|---------------------------|----------------|
|----------|--------------------------------|---------------------------|----------------|

 CPU Benchmarks 

| | | | |
|---|-------|------|-----------|
| <u>Intel Core2 Quad Q9505 @ 2.83GHz</u> | 2,002 | 2349 | \$49.99* |
| <u>Intel Core2 Quad Q9550 @ 2.83GHz</u> | 2,319 | 2183 | \$323.00 |
| <u>Intel Core2 Quad Q9650 @ 3.00GHz</u> | 2,435 | 2113 | \$89.99 |
| <u>Intel Core2 Solo U2100 @ 1.06GHz</u> | 233 | 3943 | NA |
| <u>Intel Core2 Solo U3500 @ 1.40GHz</u> | 252 | 3910 | NA |
| <u>Intel Core 860 @ 2.80GHz</u> | 2,754 | 1982 | \$270.00* |
| <u>Intel Core Duo L2300 @ 1.50GHz</u> | 387 | 3733 | NA |
| <u>Intel Core Duo L2400 @ 1.66GHz</u> | 348 | 3769 | NA |
| <u>Intel Core Duo L2500 @ 1.83GHz</u> | 404 | 3710 | NA |
| <u>Intel Core Duo T2050 @ 1.60GHz</u> | 320 | 3809 | NA |
| <u>Intel Core Duo T2250 @ 1.73GHz</u> | 347 | 3771 | NA |
| <u>Intel Core Duo T2300 @ 1.66GHz</u> | 322 | 3808 | NA |
| <u>Intel Core Duo T2350 @ 1.86GHz</u> | 384 | 3738 | NA |
| <u>Intel Core Duo T2400 @ 1.83GHz</u> | 361 | 3755 | \$16.00* |
| <u>Intel Core Duo T2450 @ 2.00GHz</u> | 404 | 3709 | NA |
| <u>Intel Core Duo T2500 @ 2.00GHz</u> | 408 | 3703 | \$119.99* |
| <u>Intel Core Duo T2600 @ 2.16GHz</u> | 450 | 3663 | NA |
| <u>Intel Core Duo T2700 @ 2.33GHz</u> | 498 | 3617 | NA |
| <u>Intel Core Duo U2400 @ 1.06GHz</u> | 255 | 3904 | NA |
| <u>Intel Core Duo U2500 @ 1.20GHz</u> | 220 | 3960 | NA |
| <u>Intel Core i3-330E @ 2.13GHz</u> | 1,260 | 2849 | NA |
| <u>Intel Core i3-330M @ 2.13GHz</u> | 1,013 | 3074 | \$149.95 |
| <u>Intel Core i3-330UM @ 1.20GHz</u> | 515 | 3602 | NA |
| <u>Intel Core i3-350M @ 2.27GHz</u> | 1,068 | 3022 | \$98.95* |
| <u>Intel Core i3-370M @ 2.40GHz</u> | 1,130 | 2966 | \$29.96* |
| <u>Intel Core i3-380M @ 2.53GHz</u> | 1,196 | 2903 | \$49.95 |
| <u>Intel Core i3-380UM @ 1.33GHz</u> | 734 | 3359 | NA |
| <u>Intel Core i3-390M @ 2.67GHz</u> | 1,178 | 2922 | \$38.95* |
| <u>Intel Core i3-530 @ 2.93GHz</u> | 1,479 | 2693 | \$50.00 |
| <u>Intel Core i3-540 @ 3.07GHz</u> | 1,517 | 2670 | \$23.08 |
| <u>Intel Core i3-550 @ 3.20GHz</u> | 1,601 | 2601 | \$252.00* |

| CPU Name | CPU Mark (higher is better) | Rank (lower is better) | Price (USD) |
|----------|--------------------------------|---------------------------|----------------|
|----------|--------------------------------|---------------------------|----------------|

 CPU Benchmarks ▼

| | | | |
|--|--------|------|-----------|
| <u>Intel Core i3-1005G1 @ 1.20GHz</u> | 5,019 | 1418 | \$281.00* |
| <u>Intel Core i3-1110G4 @ 1.80GHz</u> | 4,248 | 1545 | \$281.00* |
| <u>Intel Core i3-1115G4 @ 3.00GHz</u> | 6,181 | 1217 | \$281.00* |
| <u>Intel Core i3-1115G4E @ 3.00GHz</u> | 5,826 | 1277 | \$285.00* |
| <u>Intel Core i3-1115GRE @ 3.00GHz</u> | 4,421 | 1509 | \$338.00* |
| <u>Intel Core i3-1125G4 @ 2.00GHz</u> | 9,891 | 827 | NA |
| <u>Intel Core i3-1210U</u> | 11,087 | 749 | NA |
| <u>Intel Core i3-1215U</u> | 11,356 | 737 | NA |
| <u>Intel Core i3-1215UE</u> | 9,159 | 875 | \$313.00* |
| <u>Intel Core i3-1220P</u> | 14,264 | 610 | \$281.00* |
| <u>Intel Core i3-2100 @ 3.10GHz</u> | 1,843 | 2455 | \$45.00 |
| <u>Intel Core i3-2100T @ 2.50GHz</u> | 1,488 | 2687 | \$21.48* |
| <u>Intel Core i3-2102 @ 3.10GHz</u> | 2,029 | 2333 | \$58.00* |
| <u>Intel Core i3-2105 @ 3.10GHz</u> | 1,883 | 2430 | \$112.97* |
| <u>Intel Core i3-2120 @ 3.30GHz</u> | 1,949 | 2380 | \$12.99 |
| <u>Intel Core i3-2120T @ 2.60GHz</u> | 1,505 | 2677 | \$60.00 |
| <u>Intel Core i3-2125 @ 3.30GHz</u> | 2,093 | 2300 | \$154.99* |
| <u>Intel Core i3-2130 @ 3.40GHz</u> | 2,022 | 2338 | \$34.99 |
| <u>Intel Core i3-2140 @ 3.50GHz</u> | 2,307 | 2188 | NA |
| <u>Intel Core i3-2310E @ 2.10GHz</u> | 1,845 | 2453 | \$225.00* |
| <u>Intel Core i3-2310M @ 2.10GHz</u> | 1,214 | 2886 | \$39.95* |
| <u>Intel Core i3-2312M @ 2.10GHz</u> | 1,138 | 2960 | NA |
| <u>Intel Core i3-2328M @ 2.20GHz</u> | 1,232 | 2868 | \$150.11* |
| <u>Intel Core i3-2330E @ 2.20GHz</u> | 1,823 | 2464 | NA |
| <u>Intel Core i3-2330M @ 2.20GHz</u> | 1,223 | 2878 | \$39.95* |
| <u>Intel Core i3-2332M @ 2.20GHz</u> | 1,353 | 2778 | NA |
| <u>Intel Core i3-2340UE @ 1.30GHz</u> | 976 | 3112 | NA |
| <u>Intel Core i3-2348M @ 2.30GHz</u> | 1,272 | 2836 | NA |
| <u>Intel Core i3-2350M @ 2.30GHz</u> | 1,252 | 2857 | \$26.81 |
| <u>Intel Core i3-2357M @ 1.30GHz</u> | 763 | 3326 | NA |
| <u>Intel Core i3-2365M @ 1.40GHz</u> | 829 | 3250 | NA |

| CPU Name | CPU Mark (higher is better) | Rank (lower is better) | Price (USD) |
|--|--------------------------------|---------------------------|----------------|
| Home CPU Benchmarks ▼ | | | |
| Intel Core i3-2375M @ 1.50GHz | 896 | 3185 | NA |
| Intel Core i3-2377M @ 1.50GHz | 823 | 3259 | NA |
| Intel Core i3-3110M @ 2.40GHz | 1,630 | 2583 | \$69.95* |
| Intel Core i3-3120M @ 2.50GHz | 1,681 | 2552 | \$129.00* |
| Intel Core i3-3130M @ 2.60GHz | 1,900 | 2419 | NA |
| Intel Core i3-3210 @ 3.20GHz | 2,187 | 2259 | \$115.00 |
| Intel Core i3-3217U @ 1.80GHz | 1,207 | 2891 | \$199.00* |
| Intel Core i3-3217UE @ 1.60GHz | 1,362 | 2771 | NA |
| Intel Core i3-3220 @ 3.30GHz | 2,247 | 2227 | \$29.88 |
| Intel Core i3-3220T @ 2.80GHz | 1,936 | 2391 | \$135.00 |
| Intel Core i3-3225 @ 3.30GHz | 2,239 | 2231 | \$167.00 |
| Intel Core i3-3227U @ 1.90GHz | 1,281 | 2826 | NA |
| Intel Core i3-3229Y @ 1.40GHz | 1,004 | 3088 | NA |
| Intel Core i3-3240 @ 3.40GHz | 2,303 | 2197 | \$41.00 |
| Intel Core i3-3240T @ 2.90GHz | 2,025 | 2336 | NA |
| Intel Core i3-3245 @ 3.40GHz | 2,337 | 2171 | \$115.00 |
| Intel Core i3-3250 @ 3.50GHz | 2,421 | 2123 | \$82.00 |
| Intel Core i3-3250T @ 3.00GHz | 2,650 | 2023 | NA |
| Intel Core i3-4000M @ 2.40GHz | 1,771 | 2499 | \$58.11* |
| Intel Core i3-4005U @ 1.70GHz | 1,655 | 2567 | NA |
| Intel Core i3-4010U @ 1.70GHz | 1,645 | 2575 | \$124.95* |
| Intel Core i3-4010Y @ 1.30GHz | 1,358 | 2773 | NA |
| Intel Core i3-4012Y @ 1.50GHz | 1,219 | 2881 | NA |
| Intel Core i3-4020Y @ 1.50GHz | 1,447 | 2717 | NA |
| Intel Core i3-4025U @ 1.90GHz | 1,952 | 2379 | NA |
| Intel Core i3-4030U @ 1.90GHz | 1,868 | 2438 | NA |
| Intel Core i3-4030Y @ 1.60GHz | 1,654 | 2568 | NA |
| Intel Core i3-4100E @ 2.40GHz | 1,848 | 2451 | \$225.00* |
| Intel Core i3-4100M @ 2.50GHz | 2,504 | 2078 | \$218.57* |
| Intel Core i3-4110M @ 2.60GHz | 2,678 | 2014 | NA |
| Intel Core i3-4110U @ 1.90GHz | 1,860 | 2443 | NA |

| CPU Name | CPU Mark (higher is better) | Rank (lower is better) | Price (USD) |
|----------|--------------------------------|---------------------------|----------------|
|----------|--------------------------------|---------------------------|----------------|

 CPU Benchmarks 


| | | | |
|---|-------|------|-----------|
| <u>Intel Core i3-4130U @ 2.90GHz</u> | 2,883 | 1939 | \$19.99* |
| <u>Intel Core i3-4150 @ 3.50GHz</u> | 3,371 | 1752 | \$43.97 |
| <u>Intel Core i3-4150T @ 3.00GHz</u> | 2,914 | 1927 | \$417.42* |
| <u>Intel Core i3-4158U @ 2.00GHz</u> | 1,718 | 2534 | NA |
| <u>Intel Core i3-4160 @ 3.60GHz</u> | 3,515 | 1710 | \$68.95 |
| <u>Intel Core i3-4160T @ 3.10GHz</u> | 3,141 | 1839 | \$59.99* |
| <u>Intel Core i3-4170 @ 3.70GHz</u> | 3,580 | 1693 | \$20.99 |
| <u>Intel Core i3-4170T @ 3.20GHz</u> | 3,188 | 1819 | \$199.95* |
| <u>Intel Core i3-4330 @ 3.50GHz</u> | 3,543 | 1701 | \$96.95 |
| <u>Intel Core i3-4330T @ 3.00GHz</u> | 3,079 | 1858 | NA |
| <u>Intel Core i3-4330TE @ 2.40GHz</u> | 2,012 | 2343 | NA |
| <u>Intel Core i3-4340 @ 3.60GHz</u> | 3,545 | 1699 | \$93.00 |
| <u>Intel Core i3-4350 @ 3.60GHz</u> | 3,459 | 1724 | \$39.99 |
| <u>Intel Core i3-4350T @ 3.10GHz</u> | 2,888 | 1938 | NA |
| <u>Intel Core i3-4360 @ 3.70GHz</u> | 3,587 | 1692 | \$94.63 |
| <u>Intel Core i3-4360T @ 3.20GHz</u> | 3,265 | 1791 | NA |
| <u>Intel Core i3-4370 @ 3.80GHz</u> | 3,837 | 1631 | \$46.99 |
| <u>Intel Core i3-4370T @ 3.30GHz</u> | 3,361 | 1757 | \$138.00* |
| <u>Intel Core i3-4570T @ 2.90GHz</u> | 3,244 | 1803 | NA |
| <u>Intel Core i3-5005U @ 2.00GHz</u> | 2,023 | 2337 | \$308.00* |
| <u>Intel Core i3-5010U @ 2.10GHz</u> | 2,181 | 2262 | \$299.86* |
| <u>Intel Core i3-5015U @ 2.10GHz</u> | 1,865 | 2441 | NA |
| <u>Intel Core i3-5020U @ 2.20GHz</u> | 2,244 | 2229 | \$459.00* |
| <u>Intel Core i3-5157U @ 2.50GHz</u> | 2,593 | 2046 | NA |
| <u>Intel Core i3-6006U @ 2.00GHz</u> | 2,280 | 2212 | NA |
| <u>Intel Core i3-6098P @ 3.60GHz</u> | 4,153 | 1563 | \$70.00* |
| <u>Intel Core i3-6100 @ 3.70GHz</u> | 4,150 | 1564 | \$105.00 |
| <u>Intel Core i3-6100E @ 2.70GHz</u> | 3,315 | 1770 | NA |
| <u>Intel Core i3-6100H @ 2.70GHz</u> | 3,041 | 1879 | NA |
| <u>Intel Core i3-6100T @ 3.20GHz</u> | 3,629 | 1681 | \$110.00 |
| <u>Intel Core i3-6100TE @ 2.70GHz</u> | 3,085 | 1853 | NA |

| CPU Name | CPU Mark (higher is better) | Rank (lower is better) | Price (USD) |
|----------|--------------------------------|---------------------------|----------------|
|----------|--------------------------------|---------------------------|----------------|

CPU Benchmarks

| | | | |
|---|-------|------|-----------|
| <u>Intel Core i3-6157U @ 2.40GHz</u> | 2,796 | 1967 | NA |
| <u>Intel Core i3-6167U @ 2.70GHz</u> | 3,156 | 1834 | NA |
| <u>Intel Core i3-6300 @ 3.80GHz</u> | 4,363 | 1523 | \$69.44 |
| <u>Intel Core i3-6300T @ 3.30GHz</u> | 4,024 | 1596 | \$90.03 |
| <u>Intel Core i3-6320 @ 3.90GHz</u> | 4,398 | 1513 | \$96.00 |
| <u>Intel Core i3-7020U @ 2.30GHz</u> | 2,564 | 2062 | \$281.00* |
| <u>Intel Core i3-7100 @ 3.90GHz</u> | 4,361 | 1524 | \$83.81 |
| <u>Intel Core i3-7100H @ 3.00GHz</u> | 3,430 | 1732 | \$225.00* |
| <u>Intel Core i3-7100T @ 3.40GHz</u> | 3,791 | 1641 | \$99.99* |
| <u>Intel Core i3-7100U @ 2.40GHz</u> | 2,721 | 1995 | \$462.00* |
| <u>Intel Core i3-7101E @ 3.90GHz</u> | 4,430 | 1505 | \$117.00* |
| <u>Intel Core i3-7101TE @ 3.40GHz</u> | 3,911 | 1616 | \$117.00* |
| <u>Intel Core i3-7102E @ 2.10GHz</u> | 2,521 | 2073 | \$225.00* |
| <u>Intel Core i3-7130U @ 2.70GHz</u> | 2,989 | 1892 | \$459.99* |
| <u>Intel Core i3-7167U @ 2.80GHz</u> | 3,368 | 1755 | NA |
| <u>Intel Core i3-7300 @ 4.00GHz</u> | 4,555 | 1484 | \$85.00 |
| <u>Intel Core i3-7300T @ 3.50GHz</u> | 4,159 | 1561 | \$181.59* |
| <u>Intel Core i3-7320 @ 4.10GHz</u> | 4,853 | 1435 | \$99.95 |
| <u>Intel Core i3-7350K @ 4.20GHz</u> | 4,938 | 1427 | \$92.00 |
| <u>Intel Core i3-8100 @ 3.60GHz</u> | 6,169 | 1223 | \$100.00 |
| <u>Intel Core i3-8100B @ 3.60GHz</u> | 6,044 | 1244 | \$133.00* |
| <u>Intel Core i3-8100T @ 3.10GHz</u> | 5,314 | 1366 | \$219.05* |
| <u>Intel Core i3-8109U @ 3.00GHz</u> | 4,276 | 1534 | \$499.99* |
| <u>Intel Core i3-8121U @ 2.20GHz</u> | 4,393 | 1515 | \$290.00* |
| <u>Intel Core i3-8130U @ 2.20GHz</u> | 3,615 | 1684 | \$281.00* |
| <u>Intel Core i3-8140U @ 2.10GHz</u> | 4,227 | 1549 | NA |
| <u>Intel Core i3-8145U @ 2.10GHz</u> | 3,860 | 1623 | \$281.00* |
| <u>Intel Core i3-8145UE @ 2.20GHz</u> | 4,074 | 1583 | \$281.00* |
| <u>Intel Core i3-8300 @ 3.70GHz</u> | 6,242 | 1207 | \$144.44 |
| <u>Intel Core i3-8300T @ 3.20GHz</u> | 5,877 | 1268 | \$158.95* |
| <u>Intel Core i3-8350K @ 4.00GHz</u> | 6,956 | 1099 | \$111.85 |

| CPU Name | CPU Mark (higher is better) | Rank (lower is better) | Price (USD) |
|---|--------------------------------|---------------------------|----------------|
| Home CPU Benchmarks ▼ | | | |
| Intel Core i3-9100U @ 3.10GHz | 5,531 | 1321 | \$122.00* |
| Intel Core i3-9100TE @ 2.20GHz | 4,501 | 1495 | \$122.00* |
| Intel Core i3-9300 @ 3.70GHz | 7,279 | 1053 | \$242.69 |
| Intel Core i3-9300T @ 3.20GHz | 6,162 | 1224 | \$143.00* |
| Intel Core i3-9320 @ 3.70GHz | 7,358 | 1040 | \$215.67* |
| Intel Core i3-9350K @ 4.00GHz | 7,722 | 993 | \$293.22* |
| Intel Core i3-9350KF @ 4.00GHz | 7,566 | 1009 | \$104.03 |
| Intel Core i3-10100 @ 3.60GHz | 8,719 | 907 | \$109.98 |
| Intel Core i3-10100E @ 3.20GHz | 8,229 | 948 | \$125.00* |
| Intel Core i3-10100F @ 3.60GHz | 8,839 | 898 | \$74.97 |
| Intel Core i3-10100T @ 3.00GHz | 7,321 | 1047 | \$122.00* |
| Intel Core i3-10100TE @ 2.30GHz | 6,237 | 1208 | \$138.00* |
| Intel Core i3-10100Y @ 1.30GHz | 2,950 | 1909 | NA |
| Intel Core i3-10105 @ 3.70GHz | 8,689 | 909 | \$109.81 |
| Intel Core i3-10105F @ 3.70GHz | 9,073 | 886 | \$74.59 |
| Intel Core i3-10105T @ 3.00GHz | 7,983 | 976 | \$122.00* |
| Intel Core i3-10110U @ 2.10GHz | 3,956 | 1608 | \$434.17* |
| Intel Core i3-10110Y @ 1.00GHz | 3,269 | 1790 | \$287.00* |
| Intel Core i3-10300 @ 3.70GHz | 9,451 | 851 | \$184.55 |
| Intel Core i3-10300T @ 3.00GHz | 8,205 | 953 | \$193.97* |
| Intel Core i3-10305 @ 3.80GHz | 9,108 | 880 | \$254.73 |
| Intel Core i3-10305T @ 3.00GHz | 8,136 | 959 | \$143.00* |
| Intel Core i3-10320 @ 3.80GHz | 10,057 | 813 | \$152.03 |
| Intel Core i3-10325 @ 3.90GHz | 10,354 | 798 | \$190.10* |
| Intel Core i3-11100B @ 3.60GHz | 11,357 | 736 | NA |
| Intel Core i3-12100 | 13,850 | 630 | \$122.00* |
| Intel Core i3-12100F | 14,313 | 608 | \$135.38 |
| Intel Core i3-12100T | 12,929 | 679 | \$122.00* |
| Intel Core i3-12100TE | 12,961 | 675 | \$125.00* |
| Intel Core i3-12300 | 14,908 | 575 | \$143.00* |
| Intel Core i3-12300T | 13,724 | 638 | \$157.00* |

| CPU Name | CPU Mark (higher is better) | Rank (lower is better) | Price (USD) |
|--|--------------------------------|---------------------------|----------------|
|  CPU Benchmarks  | | | |
| <u>Intel Core i3-2105U @ 3.10GHz</u> | 2,193 | 2251 | NA |
| <u>Intel Core i3-N305</u> | 10,527 | 785 | \$309.00* |
| <u>Intel Core i5 750S @ 2.40GHz</u> | 1,326 | 2795 | \$210.19 |
| <u>Intel Core i5 E 520 @ 2.40GHz</u> | 1,619 | 2589 | NA |
| <u>Intel Core i5-7Y54 @ 1.20GHz</u> | 2,771 | 1977 | NA |
| <u>Intel Core i5-7Y57 @ 1.20GHz</u> | 2,699 | 2006 | NA |
| <u>Intel Core i5-430M @ 2.27GHz</u> | 1,199 | 2897 | \$129.95* |
| <u>Intel Core i5-430UM @ 1.20GHz</u> | 836 | 3244 | NA |
| <u>Intel Core i5-450M @ 2.40GHz</u> | 1,218 | 2883 | \$31.95* |
| <u>Intel Core i5-460M @ 2.53GHz</u> | 1,296 | 2814 | \$64.95* |
| <u>Intel Core i5-470UM @ 1.33GHz</u> | 778 | 3305 | NA |
| <u>Intel Core i5-480M @ 2.67GHz</u> | 1,317 | 2802 | \$80.60* |
| <u>Intel Core i5-520M @ 2.40GHz</u> | 1,716 | 2535 | \$28.02 |
| <u>Intel Core i5-520UM @ 1.07GHz</u> | 849 | 3229 | NA |
| <u>Intel Core i5-540M @ 2.53GHz</u> | 1,799 | 2479 | \$48.99* |
| <u>Intel Core i5-540UM @ 1.20GHz</u> | 1,002 | 3091 | NA |
| <u>Intel Core i5-560M @ 2.67GHz</u> | 1,880 | 2434 | \$74.00* |
| <u>Intel Core i5-560UM @ 1.33GHz</u> | 1,015 | 3072 | NA |
| <u>Intel Core i5-580M @ 2.67GHz</u> | 1,969 | 2367 | \$99.95* |
| <u>Intel Core i5-650 @ 3.20GHz</u> | 2,230 | 2234 | \$223.00 |
| <u>Intel Core i5-655K @ 3.20GHz</u> | 2,017 | 2339 | \$76.87* |
| <u>Intel Core i5-660 @ 3.33GHz</u> | 2,381 | 2146 | \$22.99 |
| <u>Intel Core i5-661 @ 3.33GHz</u> | 2,449 | 2106 | \$41.00 |
| <u>Intel Core i5-670 @ 3.47GHz</u> | 2,533 | 2068 | \$291.00 |
| <u>Intel Core i5-680 @ 3.60GHz</u> | 2,597 | 2043 | \$38.00 |
| <u>Intel Core i5-750 @ 2.67GHz</u> | 2,514 | 2075 | \$122.00 |
| <u>Intel Core i5-760 @ 2.80GHz</u> | 2,606 | 2040 | \$12.99 |
| <u>Intel Core i5-760S @ 2.53GHz</u> | 5,440 | 1340 | NA |
| <u>Intel Core i5-1030NG7 @ 1.10GHz</u> | 5,967 | 1257 | NA |
| <u>Intel Core i5-1035G1 @ 1.00GHz</u> | 7,545 | 1012 | \$297.00* |
| <u>Intel Core i5-1035G4 @ 1.10GHz</u> | 8,041 | 970 | \$309.00* |

| CPU Name | CPU Mark (higher is better) | Rank (lower is better) | Price (USD) |
|----------|--------------------------------|---------------------------|----------------|
|----------|--------------------------------|---------------------------|----------------|

CPU Benchmarks ▼

| | | | |
|--|--------|------|-----------|
| <u>Intel Core i5-1130G7 @ 1.10GHz</u> | 8,822 | 901 | \$309.00* |
| <u>Intel Core i5-1135G7 @ 2.40GHz</u> | 9,975 | 819 | \$309.00* |
| <u>Intel Core i5-1140G7 @ 1.10GHz</u> | 9,816 | 833 | NA |
| <u>Intel Core i5-1145G7 @ 2.60GHz</u> | 10,067 | 812 | NA |
| <u>Intel Core i5-1145G7E @ 2.60GHz</u> | 10,098 | 811 | \$312.00* |
| <u>Intel Core i5-1145GRE @ 2.60GHz</u> | 9,428 | 853 | \$362.00* |
| <u>Intel Core i5-1155G7 @ 2.50GHz</u> | 10,295 | 804 | \$309.00* |
| <u>Intel Core i5-1230U</u> | 10,859 | 768 | \$309.00* |
| <u>Intel Core i5-1235U</u> | 13,653 | 640 | \$309.00* |
| <u>Intel Core i5-1240P</u> | 17,419 | 480 | NA |
| <u>Intel Core i5-1240U</u> | 14,323 | 607 | NA |
| <u>Intel Core i5-1245U</u> | 13,323 | 657 | \$309.00* |
| <u>Intel Core i5-1245UE</u> | 9,499 | 848 | \$312.00* |
| <u>Intel Core i5-1250P</u> | 19,643 | 404 | NA |
| <u>Intel Core i5-1340P</u> | 20,197 | 384 | \$353.00* |
| <u>Intel Core i5-1345U</u> | 17,303 | 486 | \$309.00* |
| <u>Intel Core i5-2300 @ 2.80GHz</u> | 3,382 | 1749 | \$21.99* |
| <u>Intel Core i5-2310 @ 2.90GHz</u> | 3,642 | 1679 | \$72.83 |
| <u>Intel Core i5-2320 @ 3.00GHz</u> | 3,651 | 1677 | \$26.11 |
| <u>Intel Core i5-2380P @ 3.10GHz</u> | 3,797 | 1638 | \$81.67 |
| <u>Intel Core i5-2390T @ 2.70GHz</u> | 2,402 | 2136 | \$99.90* |
| <u>Intel Core i5-2400 @ 3.10GHz</u> | 3,857 | 1625 | \$29.00 |
| <u>Intel Core i5-2400S @ 2.50GHz</u> | 3,158 | 1833 | \$110.19 |
| <u>Intel Core i5-2405S @ 2.50GHz</u> | 2,980 | 1896 | \$216.18* |
| <u>Intel Core i5-2410M @ 2.30GHz</u> | 1,949 | 2382 | \$42.12* |
| <u>Intel Core i5-2415M @ 2.30GHz</u> | 2,083 | 2304 | NA |
| <u>Intel Core i5-2430M @ 2.40GHz</u> | 2,008 | 2345 | \$62.02 |
| <u>Intel Core i5-2435M @ 2.40GHz</u> | 2,059 | 2322 | NA |
| <u>Intel Core i5-2450M @ 2.50GHz</u> | 2,055 | 2324 | \$74.02 |
| <u>Intel Core i5-2450P @ 3.20GHz</u> | 4,175 | 1557 | \$129.99* |
| <u>Intel Core i5-2467M @ 1.60GHz</u> | 1,454 | 2705 | NA |

| CPU Name | CPU Mark (higher is better) | Rank (lower is better) | Price (USD) |
|----------|--------------------------------|---------------------------|----------------|
|----------|--------------------------------|---------------------------|----------------|

CPU Benchmarks

| | | | |
|--|-------|------|-----------|
| <u>Intel Core i5-2300S @ 2.70GHz</u> | 3,355 | 1759 | \$55.34* |
| <u>Intel Core i5-2500T @ 2.30GHz</u> | 2,942 | 1913 | \$89.99* |
| <u>Intel Core i5-2510E @ 2.50GHz</u> | 1,889 | 2424 | NA |
| <u>Intel Core i5-2515E @ 2.50GHz</u> | 1,882 | 2432 | NA |
| <u>Intel Core i5-2520M @ 2.50GHz</u> | 2,229 | 2237 | \$65.00* |
| <u>Intel Core i5-2537M @ 1.40GHz</u> | 1,224 | 2877 | NA |
| <u>Intel Core i5-2540M @ 2.60GHz</u> | 2,322 | 2181 | \$79.97* |
| <u>Intel Core i5-2550K @ 3.40GHz</u> | 4,184 | 1556 | \$93.44 |
| <u>Intel Core i5-2557M @ 1.70GHz</u> | 1,806 | 2472 | NA |
| <u>Intel Core i5-2560M @ 2.70GHz</u> | 2,397 | 2137 | NA |
| <u>Intel Core i5-3170K @ 3.20GHz</u> | 8,882 | 896 | NA |
| <u>Intel Core i5-3210M @ 2.50GHz</u> | 2,475 | 2097 | \$52.02* |
| <u>Intel Core i5-3230M @ 2.60GHz</u> | 2,532 | 2069 | \$74.04* |
| <u>Intel Core i5-3317U @ 1.70GHz</u> | 1,993 | 2353 | \$225.00* |
| <u>Intel Core i5-3320M @ 2.60GHz</u> | 2,645 | 2024 | \$44.04* |
| <u>Intel Core i5-3330 @ 3.00GHz</u> | 4,091 | 1578 | \$99.90* |
| <u>Intel Core i5-3330S @ 2.70GHz</u> | 3,848 | 1627 | \$199.95* |
| <u>Intel Core i5-3335S @ 2.70GHz</u> | 3,982 | 1603 | NA |
| <u>Intel Core i5-3337U @ 1.80GHz</u> | 2,092 | 2301 | \$225.00* |
| <u>Intel Core i5-3339Y @ 1.50GHz</u> | 1,583 | 2613 | NA |
| <u>Intel Core i5-3340 @ 3.10GHz</u> | 4,242 | 1546 | \$198.95* |
| <u>Intel Core i5-3340M @ 2.70GHz</u> | 2,681 | 2013 | \$69.95* |
| <u>Intel Core i5-3340S @ 2.80GHz</u> | 3,918 | 1615 | \$319.19 |
| <u>Intel Core i5-3350P @ 3.10GHz</u> | 4,260 | 1538 | \$75.00 |
| <u>Intel Core i5-3360M @ 2.80GHz</u> | 2,881 | 1940 | \$78.02* |
| <u>Intel Core i5-3380M @ 2.90GHz</u> | 2,939 | 1915 | NA |
| <u>Intel Core i5-3427U @ 1.80GHz</u> | 2,213 | 2243 | \$420.05* |
| <u>Intel Core i5-3437U @ 1.90GHz</u> | 2,296 | 2200 | NA |
| <u>Intel Core i5-3439Y @ 1.50GHz</u> | 1,907 | 2410 | NA |
| <u>Intel Core i5-3450 @ 3.10GHz</u> | 4,480 | 1499 | \$245.33* |
| <u>Intel Core i5-3450S @ 2.80GHz</u> | 4,341 | 1528 | \$95.00* |

| CPU Name | CPU Mark (higher is better) | Rank (lower is better) | Price (USD) |
|----------|--------------------------------|---------------------------|----------------|
|----------|--------------------------------|---------------------------|----------------|

 CPU Benchmarks 

| | | | |
|---|-------|------|-----------|
| <u>Intel Core i5-3470U @ 2.90GHz</u> | 2,957 | 1906 | \$269.95* |
| <u>Intel Core i5-3475S @ 2.90GHz</u> | 4,214 | 1550 | \$249.95* |
| <u>Intel Core i5-3550 @ 3.30GHz</u> | 4,778 | 1445 | \$335.31 |
| <u>Intel Core i5-3550S @ 3.00GHz</u> | 4,515 | 1491 | \$329.95* |
| <u>Intel Core i5-3570 @ 3.40GHz</u> | 4,917 | 1430 | \$130.55 |
| <u>Intel Core i5-3570K @ 3.40GHz</u> | 4,960 | 1424 | \$51.69 |
| <u>Intel Core i5-3570S @ 3.10GHz</u> | 4,625 | 1474 | \$105.00* |
| <u>Intel Core i5-3570T @ 2.30GHz</u> | 4,057 | 1588 | NA |
| <u>Intel Core i5-3610ME @ 2.70GHz</u> | 2,608 | 2039 | NA |
| <u>Intel Core i5-4200H @ 2.80GHz</u> | 3,121 | 1845 | NA |
| <u>Intel Core i5-4200M @ 2.50GHz</u> | 2,796 | 1966 | \$88.95* |
| <u>Intel Core i5-4200U @ 1.60GHz</u> | 2,191 | 2253 | NA |
| <u>Intel Core i5-4200Y @ 1.40GHz</u> | 1,558 | 2629 | NA |
| <u>Intel Core i5-4202Y @ 1.60GHz</u> | 1,467 | 2699 | NA |
| <u>Intel Core i5-4210H @ 2.90GHz</u> | 3,047 | 1872 | NA |
| <u>Intel Core i5-4210M @ 2.60GHz</u> | 2,872 | 1944 | \$88.04* |
| <u>Intel Core i5-4210U @ 1.70GHz</u> | 2,303 | 2195 | NA |
| <u>Intel Core i5-4210Y @ 1.50GHz</u> | 1,571 | 2621 | NA |
| <u>Intel Core i5-4220Y @ 1.60GHz</u> | 1,591 | 2606 | NA |
| <u>Intel Core i5-4230U @ 1.90GHz</u> | 1,853 | 2447 | NA |
| <u>Intel Core i5-4250U @ 1.30GHz</u> | 2,177 | 2264 | \$349.00* |
| <u>Intel Core i5-4258U @ 2.40GHz</u> | 2,582 | 2050 | NA |
| <u>Intel Core i5-4260U @ 1.40GHz</u> | 2,336 | 2172 | NA |
| <u>Intel Core i5-4278U @ 2.60GHz</u> | 2,842 | 1950 | NA |
| <u>Intel Core i5-4288U @ 2.60GHz</u> | 2,631 | 2027 | NA |
| <u>Intel Core i5-4300M @ 2.60GHz</u> | 3,045 | 1874 | NA |
| <u>Intel Core i5-4300U @ 1.90GHz</u> | 2,504 | 2079 | NA |
| <u>Intel Core i5-4300Y @ 1.60GHz</u> | 1,485 | 2690 | NA |
| <u>Intel Core i5-4302Y @ 1.60GHz</u> | 1,986 | 2358 | NA |
| <u>Intel Core i5-4308U @ 2.80GHz</u> | 3,005 | 1887 | NA |
| <u>Intel Core i5-4310M @ 2.70GHz</u> | 3,116 | 1816 | NA |

| CPU Name | CPU Mark (higher is better) | Rank (lower is better) | Price (USD) |
|----------|--------------------------------|---------------------------|----------------|
|----------|--------------------------------|---------------------------|----------------|

 CPU Benchmarks 

| | | | |
|--|-------|------|-----------|
| <u>Intel Core i5-4340M @ 2.90GHz</u> | 3,461 | 1723 | NA |
| <u>Intel Core i5-4350U @ 1.40GHz</u> | 2,425 | 2121 | NA |
| <u>Intel Core i5-4400E @ 2.70GHz</u> | 3,251 | 1799 | \$266.00* |
| <u>Intel Core i5-4402E @ 1.60GHz</u> | 2,681 | 2012 | NA |
| <u>Intel Core i5-4422E @ 1.80GHz</u> | 1,907 | 2411 | \$266.00* |
| <u>Intel Core i5-4430 @ 3.00GHz</u> | 4,680 | 1464 | \$50.00 |
| <u>Intel Core i5-4430S @ 2.70GHz</u> | 4,256 | 1541 | \$22.99 |
| <u>Intel Core i5-4440 @ 3.10GHz</u> | 4,745 | 1452 | \$100.19 |
| <u>Intel Core i5-4440S @ 2.80GHz</u> | 4,381 | 1519 | \$123.85* |
| <u>Intel Core i5-4460 @ 3.20GHz</u> | 4,863 | 1432 | \$56.00 |
| <u>Intel Core i5-4460S @ 2.90GHz</u> | 4,546 | 1485 | \$159.95* |
| <u>Intel Core i5-4460T @ 1.90GHz</u> | 3,611 | 1686 | NA |
| <u>Intel Core i5-4470 @ 3.30GHz</u> | 1,180 | 2919 | NA |
| <u>Intel Core i5-4470S @ 3.00GHz</u> | 4,742 | 1453 | NA |
| <u>Intel Core i5-4570 @ 3.20GHz</u> | 5,219 | 1390 | \$59.08 |
| <u>Intel Core i5-4570R @ 2.70GHz</u> | 4,495 | 1496 | NA |
| <u>Intel Core i5-4570S @ 2.90GHz</u> | 4,961 | 1423 | \$105.00 |
| <u>Intel Core i5-4570T @ 2.90GHz</u> | 3,185 | 1823 | \$612.65 |
| <u>Intel Core i5-4570TE @ 2.70GHz</u> | 3,074 | 1861 | \$341.99* |
| <u>Intel Core i5-4590 @ 3.30GHz</u> | 5,355 | 1359 | \$55.46 |
| <u>Intel Core i5-4590S @ 3.00GHz</u> | 5,120 | 1399 | \$109.00 |
| <u>Intel Core i5-4590T @ 2.00GHz</u> | 4,028 | 1595 | \$94.19* |
| <u>Intel Core i5-4670 @ 3.40GHz</u> | 5,512 | 1326 | \$29.90 |
| <u>Intel Core i5-4670K @ 3.40GHz</u> | 5,545 | 1318 | \$84.22 |
| <u>Intel Core i5-4670K CPT @ 3.40GHz</u> | 5,034 | 1414 | NA |
| <u>Intel Core i5-4670R @ 3.00GHz</u> | 5,233 | 1386 | \$276.00* |
| <u>Intel Core i5-4670S @ 3.10GHz</u> | 5,083 | 1410 | \$213.00* |
| <u>Intel Core i5-4670T @ 2.30GHz</u> | 4,311 | 1530 | \$259.02* |
| <u>Intel Core i5-4690 @ 3.50GHz</u> | 5,599 | 1313 | \$70.32 |
| <u>Intel Core i5-4690K @ 3.50GHz</u> | 5,666 | 1300 | \$71.60 |
| <u>Intel Core i5-4690S @ 3.20GHz</u> | 5,124 | 1344 | \$59.99 |

| CPU Name | CPU Mark (higher is better) | Rank (lower is better) | Price (USD) |
|----------|--------------------------------|---------------------------|----------------|
|----------|--------------------------------|---------------------------|----------------|

 CPU Benchmarks 

| | | | |
|---|-------|------|-----------|
| <u>Intel Core i5-5250U @ 1.60GHz</u> | 2,479 | 2094 | \$529.99* |
| <u>Intel Core i5-5257U @ 2.70GHz</u> | 3,036 | 1881 | NA |
| <u>Intel Core i5-5287U @ 2.90GHz</u> | 3,140 | 1840 | NA |
| <u>Intel Core i5-5300U @ 2.30GHz</u> | 2,737 | 1990 | \$289.99* |
| <u>Intel Core i5-5350U @ 1.80GHz</u> | 2,622 | 2034 | NA |
| <u>Intel Core i5-5575R @ 2.80GHz</u> | 5,076 | 1412 | NA |
| <u>Intel Core i5-5675C @ 3.10GHz</u> | 5,496 | 1331 | \$158.63 |
| <u>Intel Core i5-5675R @ 3.10GHz</u> | 5,429 | 1342 | NA |
| <u>Intel Core i5-6198DU @ 2.30GHz</u> | 3,161 | 1832 | NA |
| <u>Intel Core i5-6200U @ 2.30GHz</u> | 3,005 | 1888 | NA |
| <u>Intel Core i5-6260U @ 1.80GHz</u> | 3,212 | 1814 | \$499.00* |
| <u>Intel Core i5-6267U @ 2.90GHz</u> | 3,498 | 1715 | NA |
| <u>Intel Core i5-6287U @ 3.10GHz</u> | 3,829 | 1634 | \$304.00* |
| <u>Intel Core i5-6300HQ @ 2.30GHz</u> | 4,688 | 1462 | NA |
| <u>Intel Core i5-6300U @ 2.40GHz</u> | 3,246 | 1802 | NA |
| <u>Intel Core i5-6350HQ @ 2.30GHz</u> | 4,255 | 1542 | \$306.00* |
| <u>Intel Core i5-6360U @ 2.00GHz</u> | 3,164 | 1830 | NA |
| <u>Intel Core i5-6400 @ 2.70GHz</u> | 5,173 | 1392 | \$90.99 |
| <u>Intel Core i5-6400T @ 2.20GHz</u> | 4,307 | 1531 | \$159.99* |
| <u>Intel Core i5-6402P @ 2.80GHz</u> | 5,444 | 1339 | \$105.00* |
| <u>Intel Core i5-6440EQ @ 2.70GHz</u> | 5,419 | 1346 | NA |
| <u>Intel Core i5-6440HQ @ 2.60GHz</u> | 5,109 | 1403 | NA |
| <u>Intel Core i5-6442EQ @ 1.90GHz</u> | 4,598 | 1476 | \$250.00* |
| <u>Intel Core i5-6500 @ 3.20GHz</u> | 5,638 | 1306 | \$34.99 |
| <u>Intel Core i5-6500T @ 2.50GHz</u> | 4,758 | 1449 | \$221.52* |
| <u>Intel Core i5-6500TE @ 2.30GHz</u> | 4,658 | 1469 | \$489.95 |
| <u>Intel Core i5-6600 @ 3.30GHz</u> | 6,042 | 1248 | \$67.00 |
| <u>Intel Core i5-6600K @ 3.50GHz</u> | 6,348 | 1186 | \$82.00 |
| <u>Intel Core i5-6600T @ 2.70GHz</u> | 5,661 | 1302 | \$113.18 |
| <u>Intel Core i5-7200U @ 2.50GHz</u> | 3,396 | 1743 | \$499.00* |
| <u>Intel Core i5-7260U @ 2.20GHz</u> | 3,945 | 1610 | \$469.99* |

| CPU Name | CPU Mark (higher is better) | Rank (lower is better) | Price (USD) |
|----------|--------------------------------|---------------------------|----------------|
|----------|--------------------------------|---------------------------|----------------|

 CPU Benchmarks 

| | | | |
|---|-------|------|-----------|
| <u>Intel Core i5-7300HQ @ 2.50GHz</u> | 5,093 | 1408 | NA |
| <u>Intel Core i5-7300U @ 2.60GHz</u> | 3,698 | 1668 | \$627.00* |
| <u>Intel Core i5-7360U @ 2.30GHz</u> | 3,978 | 1604 | NA |
| <u>Intel Core i5-7400 @ 3.00GHz</u> | 5,506 | 1328 | \$84.99 |
| <u>Intel Core i5-7400T @ 2.40GHz</u> | 4,766 | 1447 | \$123.85* |
| <u>Intel Core i5-7440EQ @ 2.90GHz</u> | 5,711 | 1290 | \$250.00* |
| <u>Intel Core i5-7440HQ @ 2.80GHz</u> | 5,605 | 1312 | NA |
| <u>Intel Core i5-7442EQ @ 2.10GHz</u> | 4,834 | 1441 | \$250.00* |
| <u>Intel Core i5-7500 @ 3.40GHz</u> | 6,031 | 1251 | \$96.18 |
| <u>Intel Core i5-7500T @ 2.70GHz</u> | 5,275 | 1378 | \$159.87 |
| <u>Intel Core i5-7600 @ 3.50GHz</u> | 6,578 | 1151 | \$100.40 |
| <u>Intel Core i5-7600K @ 3.80GHz</u> | 6,846 | 1115 | \$110.74 |
| <u>Intel Core i5-7600T @ 2.80GHz</u> | 5,921 | 1261 | \$147.91 |
| <u>Intel Core i5-7640X @ 4.00GHz</u> | 6,791 | 1125 | \$129.87 |
| <u>Intel Core i5-8200Y @ 1.30GHz</u> | 2,270 | 2218 | \$291.00* |
| <u>Intel Core i5-8210Y @ 1.60GHz</u> | 2,824 | 1957 | NA |
| <u>Intel Core i5-8250U @ 1.60GHz</u> | 5,897 | 1263 | NA |
| <u>Intel Core i5-8257U @ 1.40GHz</u> | 7,627 | 1005 | \$320.00* |
| <u>Intel Core i5-8259U @ 2.30GHz</u> | 8,051 | 969 | \$519.99* |
| <u>Intel Core i5-8260U @ 1.60GHz</u> | 7,747 | 992 | \$439.99* |
| <u>Intel Core i5-8265U @ 1.60GHz</u> | 6,058 | 1241 | \$499.88* |
| <u>Intel Core i5-8265UC @ 1.60GHz</u> | 5,988 | 1256 | NA |
| <u>Intel Core i5-8269U @ 2.60GHz</u> | 8,055 | 967 | \$320.00* |
| <u>Intel Core i5-8279U @ 2.40GHz</u> | 7,774 | 988 | \$320.00* |
| <u>Intel Core i5-8300H @ 2.30GHz</u> | 7,505 | 1019 | \$250.00* |
| <u>Intel Core i5-8305G @ 2.80GHz</u> | 6,840 | 1117 | NA |
| <u>Intel Core i5-8350U @ 1.70GHz</u> | 6,248 | 1205 | \$297.00* |
| <u>Intel Core i5-8365U @ 1.60GHz</u> | 6,268 | 1203 | \$539.07* |
| <u>Intel Core i5-8365UE @ 1.60GHz</u> | 5,692 | 1296 | \$297.00* |
| <u>Intel Core i5-8400 @ 2.80GHz</u> | 9,260 | 868 | \$101.01 |
| <u>Intel Core i5-8400H @ 2.50GHz</u> | 7,927 | 980 | \$250.00* |

| CPU Name | CPU Mark (higher is better) | Rank (lower is better) | Price (USD) |
|----------|--------------------------------|---------------------------|----------------|
|----------|--------------------------------|---------------------------|----------------|

 CPU Benchmarks 

| | | | |
|---|--------|------|-----------|
| <u>Intel Core i5-8500B @ 3.00GHz</u> | 9,104 | 883 | \$192.00* |
| <u>Intel Core i5-8500T @ 2.10GHz</u> | 7,750 | 991 | \$265.99* |
| <u>Intel Core i5-8600 @ 3.10GHz</u> | 9,948 | 823 | \$120.47 |
| <u>Intel Core i5-8600K @ 3.60GHz</u> | 10,246 | 806 | \$105.87 |
| <u>Intel Core i5-8600T @ 2.30GHz</u> | 8,751 | 904 | \$199.99* |
| <u>Intel Core i5-9300H @ 2.40GHz</u> | 7,703 | 995 | \$250.00* |
| <u>Intel Core i5-9300HF @ 2.40GHz</u> | 7,523 | 1015 | \$250.00* |
| <u>Intel Core i5-9400 @ 2.90GHz</u> | 9,458 | 850 | \$137.17 |
| <u>Intel Core i5-9400F @ 2.90GHz</u> | 9,531 | 847 | \$155.18 |
| <u>Intel Core i5-9400H @ 2.50GHz</u> | 8,233 | 947 | \$250.00* |
| <u>Intel Core i5-9400T @ 1.80GHz</u> | 8,123 | 961 | \$182.00* |
| <u>Intel Core i5-9500 @ 3.00GHz</u> | 9,783 | 835 | \$159.00 |
| <u>Intel Core i5-9500F @ 3.00GHz</u> | 10,275 | 805 | \$144.88 |
| <u>Intel Core i5-9500T @ 2.20GHz</u> | 8,216 | 951 | \$192.00* |
| <u>Intel Core i5-9500TE @ 2.20GHz</u> | 9,028 | 889 | \$192.00* |
| <u>Intel Core i5-9600 @ 3.10GHz</u> | 10,364 | 797 | \$147.22 |
| <u>Intel Core i5-9600K @ 3.70GHz</u> | 10,764 | 773 | \$183.24 |
| <u>Intel Core i5-9600KF @ 3.70GHz</u> | 10,806 | 771 | \$133.98 |
| <u>Intel Core i5-9600T @ 2.30GHz</u> | 9,392 | 856 | \$213.00* |
| <u>Intel Core i5-10200H @ 2.40GHz</u> | 8,316 | 941 | \$250.00* |
| <u>Intel Core i5-10210U @ 1.60GHz</u> | 6,312 | 1194 | \$702.62* |
| <u>Intel Core i5-10210Y @ 1.00GHz</u> | 4,764 | 1448 | NA |
| <u>Intel Core i5-10300H @ 2.50GHz</u> | 8,579 | 920 | \$250.00* |
| <u>Intel Core i5-10310U @ 1.70GHz</u> | 6,498 | 1162 | \$297.00* |
| <u>Intel Core i5-10400 @ 2.90GHz</u> | 12,252 | 703 | \$128.91 |
| <u>Intel Core i5-10400F @ 2.90GHz</u> | 12,356 | 700 | \$108.93 |
| <u>Intel Core i5-10400H @ 2.60GHz</u> | 8,774 | 903 | \$250.00* |
| <u>Intel Core i5-10400T @ 2.00GHz</u> | 9,957 | 821 | \$182.00* |
| <u>Intel Core i5-10500 @ 3.10GHz</u> | 12,877 | 682 | \$180.29 |
| <u>Intel Core i5-10500E @ 3.10GHz</u> | 10,827 | 770 | \$195.00* |
| <u>Intel Core i5-10500H @ 2.50GHz</u> | 11,516 | 731 | \$250.00* |

| CPU Name | CPU Mark (higher is better) | Rank (lower is better) | Price (USD) |
|----------|--------------------------------|---------------------------|----------------|
|----------|--------------------------------|---------------------------|----------------|

 CPU Benchmarks 

| | | | |
|--|--------|-----|-----------|
| <u>Intel Core i5-10505 @ 3.20GHz</u> | 12,281 | 702 | NA |
| <u>Intel Core i5-10600 @ 3.30GHz</u> | 13,757 | 637 | \$268.88 |
| <u>Intel Core i5-10600K @ 4.10GHz</u> | 14,445 | 596 | \$174.90 |
| <u>Intel Core i5-10600KF @ 4.10GHz</u> | 14,459 | 595 | \$175.99 |
| <u>Intel Core i5-10600T @ 2.40GHz</u> | 11,210 | 744 | \$213.00* |
| <u>Intel Core i5-11260H @ 2.60GHz</u> | 15,684 | 544 | \$250.00* |
| <u>Intel Core i5-11300H @ 3.10GHz</u> | 11,045 | 758 | \$309.00* |
| <u>Intel Core i5-11320H @ 3.20GHz</u> | 11,000 | 762 | \$309.00* |
| <u>Intel Core i5-11400 @ 2.60GHz</u> | 17,070 | 495 | \$130.76 |
| <u>Intel Core i5-11400F @ 2.60GHz</u> | 17,190 | 490 | \$128.00 |
| <u>Intel Core i5-11400H @ 2.70GHz</u> | 15,910 | 533 | \$250.00* |
| <u>Intel Core i5-11400T @ 1.30GHz</u> | 13,354 | 655 | \$182.00* |
| <u>Intel Core i5-11500 @ 2.70GHz</u> | 17,532 | 476 | \$229.28 |
| <u>Intel Core i5-11500B @ 3.30GHz</u> | 17,801 | 469 | NA |
| <u>Intel Core i5-11500H @ 2.90GHz</u> | 16,081 | 526 | \$250.00* |
| <u>Intel Core i5-11500T @ 1.50GHz</u> | 13,502 | 649 | \$192.00* |
| <u>Intel Core i5-11600 @ 2.80GHz</u> | 18,190 | 456 | \$245.93 |
| <u>Intel Core i5-11600K @ 3.90GHz</u> | 19,750 | 397 | \$187.68 |
| <u>Intel Core i5-11600KF @ 3.90GHz</u> | 19,745 | 399 | \$219.95 |
| <u>Intel Core i5-11600T @ 1.70GHz</u> | 14,713 | 584 | \$213.00* |
| <u>Intel Core i5-12400</u> | 19,550 | 409 | \$192.00* |
| <u>Intel Core i5-12400F</u> | 19,748 | 398 | \$159.16 |
| <u>Intel Core i5-12400T</u> | 16,552 | 512 | \$169.99 |
| <u>Intel Core i5-12450H</u> | 18,143 | 458 | \$311.00* |
| <u>Intel Core i5-12490F</u> | 20,766 | 368 | \$199.80 |
| <u>Intel Core i5-12500</u> | 19,981 | 392 | \$202.00* |
| <u>Intel Core i5-12500E</u> | 20,699 | 371 | \$225.00* |
| <u>Intel Core i5-12500H</u> | 21,641 | 339 | \$311.00* |
| <u>Intel Core i5-12500T</u> | 17,154 | 494 | \$202.00* |
| <u>Intel Core i5-12500TE</u> | 16,584 | 510 | \$205.00* |
| <u>Intel Core i5-12600</u> | 21,414 | 344 | \$207.80 |

| CPU Name | CPU Mark (higher is better) | Rank (lower is better) | Price (USD) |
|--|--------------------------------|---------------------------|----------------|
| Intel Core i5-12600K | 27,822 | 200 | \$193.99 |
| Intel Core i5-12600KF | 27,428 | 207 | \$213.82 |
| Intel Core i5-12600T | 17,290 | 488 | NA |
| Intel Core i5-13400 | 25,784 | 234 | \$239.99 |
| Intel Core i5-13400F | 25,922 | 231 | \$209.87 |
| Intel Core i5-13500 | 32,864 | 138 | \$249.98 |
| Intel Core i5-13500H | 24,074 | 265 | NA |
| Intel Core i5-13500T | 29,421 | 177 | \$232.00* |
| Intel Core i5-13600 | 33,029 | 136 | \$255.00* |
| Intel Core i5-13600K | 38,519 | 103 | \$319.84 |
| Intel Core i5-13600KF | 38,355 | 105 | \$296.48 |
| Intel Core i5-13600T | 27,143 | 212 | \$255.00* |
| Intel Core i5-24050S @ 2.50GHz | 3,061 | 1867 | NA |
| Intel Core i5-L16G7 @ 1.40GHz | 3,447 | 1728 | \$281.00* |
| Intel Core i7-7Y75 @ 1.30GHz | 2,663 | 2019 | NA |
| Intel Core i7-610E @ 2.53GHz | 1,818 | 2468 | NA |
| Intel Core i7-620LM @ 2.00GHz | 1,413 | 2740 | NA |
| Intel Core i7-620M @ 2.67GHz | 1,987 | 2357 | \$120.94* |
| Intel Core i7-620UM @ 1.07GHz | 1,010 | 3080 | NA |
| Intel Core i7-640LM @ 2.13GHz | 1,533 | 2654 | NA |
| Intel Core i7-640M @ 2.80GHz | 2,041 | 2327 | \$151.00* |
| Intel Core i7-640UM @ 1.20GHz | 1,114 | 2981 | NA |
| Intel Core i7-660UM @ 1.33GHz | 1,284 | 2824 | NA |
| Intel Core i7-680UM @ 1.47GHz | 1,196 | 2902 | NA |
| Intel Core i7-720QM @ 1.60GHz | 1,655 | 2566 | \$219.95* |
| Intel Core i7-740QM @ 1.73GHz | 1,818 | 2467 | \$189.95* |
| Intel Core i7-820QM @ 1.73GHz | 1,750 | 2516 | \$129.00* |
| Intel Core i7-840QM @ 1.87GHz | 1,926 | 2398 | \$338.90* |
| Intel Core i7-860 @ 2.80GHz | 2,957 | 1905 | \$43.99* |
| Intel Core i7-860S @ 2.53GHz | 2,796 | 1969 | \$160.00 |
| Intel Core i7-870 @ 2.93GHz | 3,112 | 1817 | \$51.17 |

 CPU Benchmarks 

| CPU Name | CPU Mark (higher is better) | Rank (lower is better) | Price (USD) |
|---|--------------------------------|---------------------------|----------------|
| Home CPU Benchmarks ▼ | | | |
| Intel Core i7-880 @ 3.07GHz | 3,081 | 1856 | \$338.91* |
| Intel Core i7-920 @ 2.67GHz | 2,802 | 1965 | \$99.00* |
| Intel Core i7-920XM @ 2.00GHz | 1,885 | 2427 | \$398.95* |
| Intel Core i7-930 @ 2.80GHz | 2,903 | 1934 | \$25.69 |
| Intel Core i7-940 @ 2.93GHz | 2,932 | 1921 | \$51.35 |
| Intel Core i7-940XM @ 2.13GHz | 2,211 | 2244 | NA |
| Intel Core i7-950 @ 3.07GHz | 3,184 | 1824 | \$249.00* |
| Intel Core i7-960 @ 3.20GHz | 3,270 | 1789 | \$49.00 |
| Intel Core i7-965 @ 3.20GHz | 3,341 | 1763 | \$1,157.00 |
| Intel Core i7-970 @ 3.20GHz | 6,516 | 1157 | \$520.00 |
| Intel Core i7-975 @ 3.33GHz | 3,400 | 1741 | \$458.10 |
| Intel Core i7-980 @ 3.33GHz | 6,904 | 1110 | \$290.84 |
| Intel Core i7-980X @ 3.33GHz | 6,827 | 1119 | \$120.05 |
| Intel Core i7-985 @ 3.47GHz | 3,928 | 1612 | NA |
| Intel Core i7-990X @ 3.47GHz | 7,046 | 1080 | \$178.02 |
| Intel Core i7-995X @ 3.60GHz | 7,297 | 1050 | NA |
| Intel Core i7-1060NG7 @ 1.20GHz | 6,789 | 1127 | NA |
| Intel Core i7-1065G7 @ 1.30GHz | 8,483 | 926 | \$426.00* |
| Intel Core i7-1068NG7 @ 2.30GHz | 9,848 | 829 | \$426.00* |
| Intel Core i7-1160G7 @ 1.20GHz | 9,203 | 873 | \$426.00* |
| Intel Core i7-1165G7 @ 2.80GHz | 10,417 | 794 | \$426.00* |
| Intel Core i7-1180G7 @ 1.30GHz | 8,466 | 928 | \$426.00* |
| Intel Core i7-1185G7 @ 3.00GHz | 10,630 | 780 | \$426.00* |
| Intel Core i7-1185G7E @ 2.80GHz | 10,444 | 792 | \$431.00* |
| Intel Core i7-1185GRE @ 2.80GHz | 9,142 | 876 | NA |
| Intel Core i7-1195G7 @ 2.90GHz | 11,064 | 754 | \$426.00* |
| Intel Core i7-1250U | 13,336 | 656 | \$426.00* |
| Intel Core i7-1255U | 13,948 | 623 | \$426.00* |
| Intel Core i7-1260P | 17,318 | 485 | NA |
| Intel Core i7-1260U | 13,046 | 672 | NA |
| Intel Core i7-1265U | 13,846 | 631 | \$426.00* |

| CPU Name | CPU Mark (higher is better) | Rank (lower is better) | Price (USD) |
|----------|--------------------------------|---------------------------|----------------|
|----------|--------------------------------|---------------------------|----------------|

 CPU Benchmarks 

| | | | |
|---|--------|------|-----------|
| <u>Intel Core i7-1280P</u> | 20,430 | 378 | \$482.00* |
| <u>Intel Core i7-1360P</u> | 21,395 | 345 | \$480.00* |
| <u>Intel Core i7-1365U</u> | 14,925 | 573 | \$426.00* |
| <u>Intel Core i7-1370P</u> | 23,606 | 280 | NA |
| <u>Intel Core i7-2600 @ 3.40GHz</u> | 5,328 | 1362 | \$64.66 |
| <u>Intel Core i7-2600K @ 3.40GHz</u> | 5,489 | 1332 | \$59.55 |
| <u>Intel Core i7-2600S @ 2.80GHz</u> | 4,583 | 1480 | \$249.00 |
| <u>Intel Core i7-2610UE @ 1.50GHz</u> | 1,409 | 2741 | NA |
| <u>Intel Core i7-2617M @ 1.50GHz</u> | 1,687 | 2550 | NA |
| <u>Intel Core i7-2620M @ 2.70GHz</u> | 2,433 | 2117 | \$124.57* |
| <u>Intel Core i7-2630QM @ 2.00GHz</u> | 3,535 | 1705 | \$189.95* |
| <u>Intel Core i7-2630UM @ 1.60GHz</u> | 400 | 3712 | NA |
| <u>Intel Core i7-2635QM @ 2.00GHz</u> | 3,285 | 1783 | NA |
| <u>Intel Core i7-2637M @ 1.70GHz</u> | 1,783 | 2494 | NA |
| <u>Intel Core i7-2640M @ 2.80GHz</u> | 2,496 | 2085 | \$101.97 |
| <u>Intel Core i7-2655LE @ 2.20GHz</u> | 1,999 | 2351 | NA |
| <u>Intel Core i7-2670QM @ 2.20GHz</u> | 3,744 | 1653 | \$129.00 |
| <u>Intel Core i7-2675QM @ 2.20GHz</u> | 3,898 | 1619 | NA |
| <u>Intel Core i7-2677M @ 1.80GHz</u> | 1,909 | 2408 | NA |
| <u>Intel Core i7-2700K @ 3.50GHz</u> | 5,694 | 1295 | \$69.20 |
| <u>Intel Core i7-2710QE @ 2.10GHz</u> | 4,044 | 1591 | NA |
| <u>Intel Core i7-2715QE @ 2.10GHz</u> | 3,221 | 1808 | NA |
| <u>Intel Core i7-2720QM @ 2.20GHz</u> | 4,085 | 1580 | \$179.95* |
| <u>Intel Core i7-2760QM @ 2.40GHz</u> | 4,371 | 1522 | \$122.02* |
| <u>Intel Core i7-2820QM @ 2.30GHz</u> | 4,405 | 1511 | \$369.95* |
| <u>Intel Core i7-2840QM @ 2.40GHz</u> | 3,842 | 1629 | NA |
| <u>Intel Core i7-2860QM @ 2.50GHz</u> | 4,589 | 1478 | \$100.00* |
| <u>Intel Core i7-2920XM @ 2.50GHz</u> | 4,384 | 1518 | \$120.00* |
| <u>Intel Core i7-2960XM @ 2.70GHz</u> | 4,727 | 1455 | \$278.52* |
| <u>Intel Core i7-3517U @ 1.90GHz</u> | 2,035 | 2329 | NA |
| <u>Intel Core i7-3517UE @ 1.70GHz</u> | 2,320 | 2182 | NA |

| CPU Name | CPU Mark (higher is better) | Rank (lower is better) | Price (USD) |
|----------|--------------------------------|---------------------------|----------------|
|----------|--------------------------------|---------------------------|----------------|


 CPU Benchmarks 

| | | | |
|---|-------|------|-------------|
| <u>Intel Core i7-3540M @ 3.00GHz</u> | 2,929 | 1923 | \$128.02 |
| <u>Intel Core i7-3555LE @ 2.50GHz</u> | 1,880 | 2433 | NA |
| <u>Intel Core i7-3610QE @ 2.30GHz</u> | 5,026 | 1417 | NA |
| <u>Intel Core i7-3610QM @ 2.30GHz</u> | 5,111 | 1402 | \$299.95* |
| <u>Intel Core i7-3612QE @ 2.10GHz</u> | 4,929 | 1428 | NA |
| <u>Intel Core i7-3612QM @ 2.10GHz</u> | 4,628 | 1473 | NA |
| <u>Intel Core i7-3615QE @ 2.30GHz</u> | 5,531 | 1322 | NA |
| <u>Intel Core i7-3615QM @ 2.30GHz</u> | 5,169 | 1393 | NA |
| <u>Intel Core i7-3630QM @ 2.40GHz</u> | 5,117 | 1401 | \$229.00* |
| <u>Intel Core i7-3632QM @ 2.20GHz</u> | 4,641 | 1471 | \$172.02* |
| <u>Intel Core i7-3635QM @ 2.40GHz</u> | 4,737 | 1454 | NA |
| <u>Intel Core i7-3667U @ 2.00GHz</u> | 2,381 | 2145 | NA |
| <u>Intel Core i7-3687U @ 2.10GHz</u> | 2,623 | 2032 | NA |
| <u>Intel Core i7-3689Y @ 1.50GHz</u> | 1,967 | 2369 | NA |
| <u>Intel Core i7-3720QM @ 2.60GHz</u> | 5,684 | 1297 | \$99.95* |
| <u>Intel Core i7-3740QM @ 2.70GHz</u> | 5,739 | 1286 | \$218.02* |
| <u>Intel Core i7-3770 @ 3.40GHz</u> | 6,401 | 1177 | \$72.99 |
| <u>Intel Core i7-3770K @ 3.50GHz</u> | 6,450 | 1168 | \$108.40 |
| <u>Intel Core i7-3770S @ 3.10GHz</u> | 6,176 | 1220 | \$75.00 |
| <u>Intel Core i7-3770T @ 2.50GHz</u> | 5,556 | 1317 | \$156.59* |
| <u>Intel Core i7-3820 @ 3.60GHz</u> | 5,775 | 1283 | \$99.99 |
| <u>Intel Core i7-3820QM @ 2.70GHz</u> | 5,707 | 1293 | \$549.00* |
| <u>Intel Core i7-3840QM @ 2.80GHz</u> | 5,909 | 1262 | \$548.87* |
| <u>Intel Core i7-3920XM @ 2.90GHz</u> | 5,647 | 1304 | \$1,096.00* |
| <u>Intel Core i7-3930K @ 3.20GHz</u> | 8,254 | 946 | \$399.10 |
| <u>Intel Core i7-3940XM @ 3.00GHz</u> | 5,849 | 1274 | \$344.04* |
| <u>Intel Core i7-3960X @ 3.30GHz</u> | 8,450 | 930 | \$1,808.00 |
| <u>Intel Core i7-3970X @ 3.50GHz</u> | 8,408 | 935 | \$189.88 |
| <u>Intel Core i7-4500U @ 1.80GHz</u> | 2,482 | 2091 | NA |
| <u>Intel Core i7-4510U @ 2.00GHz</u> | 2,574 | 2057 | NA |
| <u>Intel Core i7-4550U @ 1.50GHz</u> | 2,272 | 2216 | NA |

| CPU Name | CPU Mark (higher is better) | Rank (lower is better) | Price (USD) |
|----------|--------------------------------|---------------------------|----------------|
|----------|--------------------------------|---------------------------|----------------|

CPU Benchmarks

| | | | |
|---|-------|------|-----------|
| <u>Intel Core i7-4578U @ 3.00GHz</u> | 3,042 | 1878 | NA |
| <u>Intel Core i7-4600M @ 2.90GHz</u> | 3,212 | 1815 | NA |
| <u>Intel Core i7-4600U @ 2.10GHz</u> | 2,699 | 2007 | NA |
| <u>Intel Core i7-4610M @ 3.00GHz</u> | 3,106 | 1849 | NA |
| <u>Intel Core i7-4610Y @ 1.70GHz</u> | 2,446 | 2109 | NA |
| <u>Intel Core i7-4650U @ 1.70GHz</u> | 2,381 | 2144 | NA |
| <u>Intel Core i7-4700EQ @ 2.40GHz</u> | 4,941 | 1426 | NA |
| <u>Intel Core i7-4700HQ @ 2.40GHz</u> | 5,649 | 1303 | \$383.00* |
| <u>Intel Core i7-4700MQ @ 2.40GHz</u> | 5,349 | 1360 | \$188.02* |
| <u>Intel Core i7-4702HQ @ 2.20GHz</u> | 5,511 | 1327 | NA |
| <u>Intel Core i7-4702MQ @ 2.20GHz</u> | 5,130 | 1395 | \$352.05* |
| <u>Intel Core i7-4710HQ @ 2.50GHz</u> | 5,514 | 1325 | \$378.00* |
| <u>Intel Core i7-4710MQ @ 2.50GHz</u> | 5,855 | 1272 | \$271.57* |
| <u>Intel Core i7-4712HQ @ 2.30GHz</u> | 5,321 | 1364 | NA |
| <u>Intel Core i7-4712MQ @ 2.30GHz</u> | 5,298 | 1372 | NA |
| <u>Intel Core i7-4720HQ @ 2.60GHz</u> | 5,760 | 1285 | NA |
| <u>Intel Core i7-4722HQ @ 2.40GHz</u> | 5,620 | 1309 | NA |
| <u>Intel Core i7-4750HQ @ 2.00GHz</u> | 5,646 | 1305 | NA |
| <u>Intel Core i7-4760HQ @ 2.10GHz</u> | 6,300 | 1196 | NA |
| <u>Intel Core i7-4765T @ 2.00GHz</u> | 5,122 | 1398 | \$498.95 |
| <u>Intel Core i7-4770 @ 3.40GHz</u> | 7,071 | 1079 | \$75.00 |
| <u>Intel Core i7-4770HQ @ 2.20GHz</u> | 6,126 | 1230 | NA |
| <u>Intel Core i7-4770K @ 3.50GHz</u> | 7,119 | 1072 | \$96.43 |
| <u>Intel Core i7-4770R @ 3.20GHz</u> | 6,516 | 1158 | NA |
| <u>Intel Core i7-4770S @ 3.10GHz</u> | 6,762 | 1133 | \$120.39 |
| <u>Intel Core i7-4770T @ 2.50GHz</u> | 5,873 | 1270 | \$74.99 |
| <u>Intel Core i7-4770TE @ 2.30GHz</u> | 4,557 | 1483 | NA |
| <u>Intel Core i7-4771 @ 3.50GHz</u> | 7,099 | 1075 | \$129.59 |
| <u>Intel Core i7-4785T @ 2.20GHz</u> | 5,485 | 1333 | NA |
| <u>Intel Core i7-4790 @ 3.60GHz</u> | 7,227 | 1058 | \$94.99 |
| <u>Intel Core i7-4790K @ 4.00GHz</u> | 8,053 | 968 | \$105.82 |

| CPU Name | CPU Mark (higher is better) | Rank (lower is better) | Price (USD) |
|--|--------------------------------|---------------------------|----------------|
|  CPU Benchmarks  | | | |
| <u>Intel Core i7-4800MQ @ 2.70GHz</u> | 5,839 | 1215 | \$239.99* |
| <u>Intel Core i7-4810MQ @ 2.80GHz</u> | 6,042 | 1247 | \$589.00* |
| <u>Intel Core i7-4820K @ 3.70GHz</u> | 6,502 | 1161 | \$238.33 |
| <u>Intel Core i7-4850HQ @ 2.30GHz</u> | 6,176 | 1221 | \$434.00* |
| <u>Intel Core i7-4860EQ @ 1.80GHz</u> | 5,500 | 1329 | NA |
| <u>Intel Core i7-4860HQ @ 2.40GHz</u> | 6,236 | 1209 | NA |
| <u>Intel Core i7-4870HQ @ 2.50GHz</u> | 6,429 | 1173 | NA |
| <u>Intel Core i7-4900MQ @ 2.80GHz</u> | 6,151 | 1225 | \$556.00* |
| <u>Intel Core i7-4910MQ @ 2.90GHz</u> | 6,277 | 1200 | \$459.95* |
| <u>Intel Core i7-4930K @ 3.40GHz</u> | 9,402 | 855 | \$59.99 |
| <u>Intel Core i7-4930MX @ 3.00GHz</u> | 6,821 | 1120 | \$1,096.00* |
| <u>Intel Core i7-4940MX @ 3.10GHz</u> | 7,123 | 1071 | \$699.95* |
| <u>Intel Core i7-4960HQ @ 2.60GHz</u> | 6,732 | 1138 | \$623.00* |
| <u>Intel Core i7-4960X @ 3.60GHz</u> | 10,144 | 809 | \$1,250.00 |
| <u>Intel Core i7-4980HQ @ 2.80GHz</u> | 6,720 | 1140 | NA |
| <u>Intel Core i7-5500U @ 2.40GHz</u> | 2,761 | 1979 | NA |
| <u>Intel Core i7-5550U @ 2.00GHz</u> | 2,908 | 1932 | NA |
| <u>Intel Core i7-5557U @ 3.10GHz</u> | 3,190 | 1818 | \$605.99* |
| <u>Intel Core i7-5600U @ 2.60GHz</u> | 3,007 | 1885 | NA |
| <u>Intel Core i7-5650U @ 2.20GHz</u> | 3,056 | 1869 | NA |
| <u>Intel Core i7-5675C @ 3.10GHz</u> | 6,089 | 1234 | NA |
| <u>Intel Core i7-5700EQ @ 2.60GHz</u> | 5,803 | 1280 | NA |
| <u>Intel Core i7-5700HQ @ 2.70GHz</u> | 6,035 | 1249 | NA |
| <u>Intel Core i7-5775C @ 3.30GHz</u> | 7,638 | 1003 | \$174.85 |
| <u>Intel Core i7-5775R @ 3.30GHz</u> | 7,776 | 987 | NA |
| <u>Intel Core i7-5820K @ 3.30GHz</u> | 9,850 | 828 | \$125.16 |
| <u>Intel Core i7-5850EQ @ 2.70GHz</u> | 7,036 | 1082 | \$435.00* |
| <u>Intel Core i7-5850HQ @ 2.70GHz</u> | 6,866 | 1113 | \$434.00* |
| <u>Intel Core i7-5930K @ 3.50GHz</u> | 10,301 | 803 | \$260.84 |
| <u>Intel Core i7-5950HQ @ 2.90GHz</u> | 7,696 | 997 | NA |
| <u>Intel Core i7-5960X @ 3.00GHz</u> | 12,707 | 600 | \$142.10 |

| CPU Name | CPU Mark (higher is better) | Rank (lower is better) | Price (USD) |
|----------|--------------------------------|---------------------------|----------------|
|----------|--------------------------------|---------------------------|----------------|

 CPU Benchmarks 

| | | | |
|---|--------|------|-----------|
| <u>Intel Core i7-6560U @ 2.20GHz</u> | 3,315 | 1769 | NA |
| <u>Intel Core i7-6567U @ 3.30GHz</u> | 3,836 | 1633 | NA |
| <u>Intel Core i7-6600U @ 2.60GHz</u> | 3,463 | 1721 | NA |
| <u>Intel Core i7-6650U @ 2.20GHz</u> | 3,605 | 1687 | NA |
| <u>Intel Core i7-6660U @ 2.40GHz</u> | 3,721 | 1662 | \$415.00* |
| <u>Intel Core i7-6700 @ 3.40GHz</u> | 8,085 | 964 | \$119.99 |
| <u>Intel Core i7-6700HQ @ 2.60GHz</u> | 6,524 | 1156 | \$378.00* |
| <u>Intel Core i7-6700K @ 4.00GHz</u> | 8,948 | 891 | \$109.69 |
| <u>Intel Core i7-6700T @ 2.80GHz</u> | 7,245 | 1054 | \$199.99* |
| <u>Intel Core i7-6700TE @ 2.40GHz</u> | 6,801 | 1122 | NA |
| <u>Intel Core i7-6770HQ @ 2.60GHz</u> | 7,103 | 1074 | \$619.00* |
| <u>Intel Core i7-6800K @ 3.40GHz</u> | 10,748 | 774 | \$163.50 |
| <u>Intel Core i7-6820EQ @ 2.80GHz</u> | 7,006 | 1090 | NA |
| <u>Intel Core i7-6820HK @ 2.70GHz</u> | 6,938 | 1104 | \$378.00* |
| <u>Intel Core i7-6820HQ @ 2.70GHz</u> | 6,880 | 1112 | NA |
| <u>Intel Core i7-6822EQ @ 2.00GHz</u> | 5,241 | 1382 | NA |
| <u>Intel Core i7-6850K @ 3.60GHz</u> | 11,396 | 734 | \$149.99 |
| <u>Intel Core i7-6900K @ 3.20GHz</u> | 14,467 | 594 | \$160.00 |
| <u>Intel Core i7-6920HQ @ 2.90GHz</u> | 7,377 | 1038 | \$568.00* |
| <u>Intel Core i7-6950X @ 3.00GHz</u> | 17,355 | 484 | \$334.46 |
| <u>Intel Core i7-7500U @ 2.70GHz</u> | 3,655 | 1676 | \$539.00* |
| <u>Intel Core i7-7560U @ 2.40GHz</u> | 3,716 | 1664 | NA |
| <u>Intel Core i7-7567U @ 3.50GHz</u> | 4,265 | 1537 | \$733.99* |
| <u>Intel Core i7-7600U @ 2.80GHz</u> | 3,722 | 1661 | NA |
| <u>Intel Core i7-7660U @ 2.50GHz</u> | 4,132 | 1568 | NA |
| <u>Intel Core i7-7700 @ 3.60GHz</u> | 8,653 | 912 | \$130.57 |
| <u>Intel Core i7-7700HQ @ 2.80GHz</u> | 6,954 | 1102 | \$378.00* |
| <u>Intel Core i7-7700K @ 4.20GHz</u> | 9,665 | 838 | \$144.49 |
| <u>Intel Core i7-7700T @ 2.90GHz</u> | 7,537 | 1013 | \$232.45 |
| <u>Intel Core i7-7740X @ 4.30GHz</u> | 9,843 | 832 | \$102.29 |
| <u>Intel Core i7-7800X @ 3.50GHz</u> | 12,858 | 684 | \$194.22 |

| CPU Name | CPU Mark (higher is better) | Rank (lower is better) | Price (USD) |
|--|--------------------------------|---------------------------|----------------|
| Home CPU Benchmarks ▼ | | | |
| Intel Core i7-7820HQ @ 2.90GHz | 7,151 | 1068 | \$378.00* |
| Intel Core i7-7820X @ 3.60GHz | 17,245 | 489 | \$492.39 |
| Intel Core i7-7900X @ 3.30GHz | 21,008 | 355 | NA |
| Intel Core i7-7920HQ @ 3.10GHz | 7,404 | 1036 | \$568.00* |
| Intel Core i7-8086K @ 4.00GHz | 14,433 | 602 | \$367.00 |
| Intel Core i7-8500Y @ 1.50GHz | 2,524 | 2071 | \$393.00* |
| Intel Core i7-8550U @ 1.80GHz | 5,950 | 1258 | NA |
| Intel Core i7-8557U @ 1.70GHz | 8,003 | 974 | \$431.00* |
| Intel Core i7-8559U @ 2.70GHz | 8,658 | 911 | \$617.00* |
| Intel Core i7-8565U @ 1.80GHz | 6,198 | 1214 | \$615.00* |
| Intel Core i7-8565UC @ 1.80GHz | 6,187 | 1215 | NA |
| Intel Core i7-8569U @ 2.80GHz | 8,331 | 939 | \$431.00* |
| Intel Core i7-8650U @ 1.90GHz | 6,297 | 1198 | \$1,049.00* |
| Intel Core i7-8665U @ 1.90GHz | 6,271 | 1201 | \$704.49* |
| Intel Core i7-8665UE @ 1.70GHz | 5,118 | 1400 | \$409.00* |
| Intel Core i7-8700 @ 3.20GHz | 12,960 | 676 | \$171.60 |
| Intel Core i7-8700B @ 3.20GHz | 12,104 | 710 | \$303.00* |
| Intel Core i7-8700K @ 3.70GHz | 13,758 | 636 | \$239.99 |
| Intel Core i7-8700T @ 2.40GHz | 10,343 | 800 | \$335.00 |
| Intel Core i7-8705G @ 3.10GHz | 7,753 | 990 | \$1,535.11* |
| Intel Core i7-8706G @ 3.10GHz | 8,108 | 962 | NA |
| Intel Core i7-8709G @ 3.10GHz | 7,926 | 981 | NA |
| Intel Core i7-8750H @ 2.20GHz | 10,022 | 815 | \$395.00* |
| Intel Core i7-8809G @ 3.10GHz | 8,649 | 913 | NA |
| Intel Core i7-8850H @ 2.60GHz | 10,313 | 802 | \$395.00* |
| Intel Core i7-9700 @ 3.00GHz | 13,315 | 658 | \$235.56 |
| Intel Core i7-9700E @ 2.60GHz | 12,751 | 688 | \$323.00* |
| Intel Core i7-9700F @ 3.00GHz | 13,375 | 654 | \$195.42 |
| Intel Core i7-9700K @ 3.60GHz | 14,546 | 591 | \$278.60 |
| Intel Core i7-9700KF @ 3.60GHz | 14,434 | 600 | \$244.83 |
| Intel Core i7-9700T @ 2.00GHz | 10,787 | 772 | \$323.00* |

| CPU Name | CPU Mark (higher is better) | Rank (lower is better) | Price (USD) |
|----------|--------------------------------|---------------------------|----------------|
|----------|--------------------------------|---------------------------|----------------|

 CPU Benchmarks 

| | | | |
|--|--------|------|-------------|
| <u>Intel Core i7-9750H @ 2.60GHz</u> | 11,052 | 757 | \$395.00* |
| <u>Intel Core i7-9800X @ 3.80GHz</u> | 18,113 | 460 | \$283.94 |
| <u>Intel Core i7-9850H @ 2.60GHz</u> | 11,345 | 740 | \$1,305.76* |
| <u>Intel Core i7-9850HL @ 1.90GHz</u> | 9,112 | 879 | \$395.00* |
| <u>Intel Core i7-10510U @ 1.80GHz</u> | 6,716 | 1141 | \$409.00* |
| <u>Intel Core i7-10510Y @ 1.20GHz</u> | 5,100 | 1407 | \$403.00* |
| <u>Intel Core i7-10610U @ 1.80GHz</u> | 6,903 | 1111 | \$409.00* |
| <u>Intel Core i7-10700 @ 2.90GHz</u> | 16,708 | 506 | \$195.16 |
| <u>Intel Core i7-10700E @ 2.90GHz</u> | 16,418 | 516 | \$330.00* |
| <u>Intel Core i7-10700F @ 2.90GHz</u> | 16,923 | 501 | \$199.99 |
| <u>Intel Core i7-10700K @ 3.80GHz</u> | 19,087 | 422 | \$258.38 |
| <u>Intel Core i7-10700KF @ 3.80GHz</u> | 18,940 | 428 | \$244.32 |
| <u>Intel Core i7-10700T @ 2.00GHz</u> | 12,910 | 680 | \$413.99* |
| <u>Intel Core i7-10700TE @ 2.00GHz</u> | 16,332 | 522 | \$330.00* |
| <u>Intel Core i7-10710U @ 1.10GHz</u> | 9,848 | 830 | \$644.99* |
| <u>Intel Core i7-10750H @ 2.60GHz</u> | 12,135 | 706 | NA |
| <u>Intel Core i7-10810U @ 1.10GHz</u> | 8,177 | 956 | \$443.00* |
| <u>Intel Core i7-10850H @ 2.70GHz</u> | 12,009 | 713 | \$395.00* |
| <u>Intel Core i7-10870H @ 2.20GHz</u> | 14,803 | 580 | \$417.00* |
| <u>Intel Core i7-10875H @ 2.30GHz</u> | 15,232 | 560 | \$450.00* |
| <u>Intel Core i7-11370H @ 3.30GHz</u> | 11,856 | 717 | \$426.00* |
| <u>Intel Core i7-11375H @ 3.30GHz</u> | 12,388 | 699 | \$482.00* |
| <u>Intel Core i7-11390H @ 3.40GHz</u> | 10,568 | 783 | \$426.00* |
| <u>Intel Core i7-11600H @ 2.90GHz</u> | 15,847 | 538 | \$395.00* |
| <u>Intel Core i7-11700 @ 2.50GHz</u> | 20,104 | 386 | \$194.99 |
| <u>Intel Core i7-11700B @ 3.20GHz</u> | 22,832 | 303 | NA |
| <u>Intel Core i7-11700F @ 2.50GHz</u> | 21,197 | 347 | \$244.99 |
| <u>Intel Core i7-11700K @ 3.60GHz</u> | 24,665 | 255 | \$279.99 |
| <u>Intel Core i7-11700KF @ 3.60GHz</u> | 24,098 | 264 | \$260.76 |
| <u>Intel Core i7-11700T @ 1.40GHz</u> | 15,980 | 528 | \$323.00* |
| <u>Intel Core i7-11800H @ 2.30GHz</u> | 20,982 | 356 | \$395.00* |

| CPU Name | CPU Mark (higher is better) | Rank (lower is better) | Price (USD) |
|--|--------------------------------|---------------------------|----------------|
| Intel Core i7-12650H | 24,424 | 261 | \$457.00* |
| Intel Core i7-12700 | 31,167 | 156 | \$350.65 |
| Intel Core i7-12700E | 28,292 | 191 | \$344.00* |
| Intel Core i7-12700F | 31,114 | 158 | \$289.99 |
| Intel Core i7-12700H | 26,690 | 219 | \$457.00* |
| Intel Core i7-12700K | 34,799 | 121 | \$409.00* |
| Intel Core i7-12700KF | 34,595 | 123 | \$260.90 |
| Intel Core i7-12700T | 21,715 | 337 | \$339.00* |
| Intel Core i7-12700TE | 20,712 | 370 | \$344.00* |
| Intel Core i7-12800H | 24,633 | 258 | \$457.00* |
| Intel Core i7-12800HE | 29,805 | 173 | \$506.00* |
| Intel Core i7-12800HX | 33,556 | 130 | \$457.00* |
| Intel Core i7-12850HX | 30,381 | 165 | \$428.00* |
| Intel Core i7-13620H | 27,541 | 203 | \$502.00* |
| Intel Core i7-13650HX | 33,589 | 129 | \$485.00* |
| Intel Core i7-13700 | 39,870 | 98 | \$392.16 |
| Intel Core i7-13700F | 41,965 | 83 | \$364.99 |
| Intel Core i7-13700H | 31,389 | 155 | \$502.00* |
| Intel Core i7-13700HX | 33,484 | 131 | \$485.00* |
| Intel Core i7-13700K | 47,004 | 64 | \$417.94 |
| Intel Core i7-13700KF | 46,843 | 65 | \$394.99 |
| Intel Core i7-13700T | 30,304 | 169 | \$384.00* |
| Intel Core i7-13800H | 30,724 | 160 | \$457.00* |
| Intel Core i7-13850HX | 38,473 | 104 | \$428.00* |
| Intel Core i9-7900X @ 3.30GHz | 21,185 | 348 | \$264.56 |
| Intel Core i9-7920X @ 2.90GHz | 23,643 | 279 | \$187.70 |
| Intel Core i9-7940X @ 3.10GHz | 26,334 | 225 | \$573.10 |
| Intel Core i9-7960X @ 2.80GHz | 27,016 | 215 | \$399.99 |
| Intel Core i9-7980XE @ 2.60GHz | 30,342 | 167 | \$812.69 |
| Intel Core i9-8950HK @ 2.90GHz | 10,729 | 777 | \$583.00* |
| Intel Core i9-9820X @ 3.30GHz | 19,663 | 402 | \$511.83 |

 CPU Benchmarks 

| CPU Name | CPU Mark (higher is better) | Rank (lower is better) | Price (USD) |
|----------|--------------------------------|---------------------------|----------------|
|----------|--------------------------------|---------------------------|----------------|



 CPU Benchmarks 

| | | | |
|--|--------|-----|-------------|
| <u>Intel Core i9-9900K @ 3.60GHz</u> | 18,529 | 442 | \$567.86 |
| <u>Intel Core i9-9900KF @ 3.60GHz</u> | 18,517 | 443 | \$371.82 |
| <u>Intel Core i9-9900KS @ 4.00GHz</u> | 19,594 | 407 | \$999.99 |
| <u>Intel Core i9-9900T @ 2.10GHz</u> | 13,522 | 647 | \$439.00* |
| <u>Intel Core i9-9900X @ 3.50GHz</u> | 21,879 | 332 | \$560.29 |
| <u>Intel Core i9-9920X @ 3.50GHz</u> | 25,295 | 244 | \$624.31 |
| <u>Intel Core i9-9940X @ 3.30GHz</u> | 28,387 | 190 | \$877.71 |
| <u>Intel Core i9-9960X @ 3.10GHz</u> | 30,354 | 166 | \$1,600.00 |
| <u>Intel Core i9-9980HK @ 2.40GHz</u> | 14,479 | 593 | \$583.00* |
| <u>Intel Core i9-9980XE @ 3.00GHz</u> | 32,090 | 146 | \$1,094.01 |
| <u>Intel Core i9-9990XE @ 4.00GHz</u> | 30,162 | 170 | \$2,163.00* |
| <u>Intel Core i9-10850K @ 3.60GHz</u> | 22,740 | 307 | \$295.00 |
| <u>Intel Core i9-10880H @ 2.30GHz</u> | 14,736 | 582 | NA |
| <u>Intel Core i9-10885H @ 2.40GHz</u> | 15,428 | 551 | \$556.00* |
| <u>Intel Core i9-10900 @ 2.80GHz</u> | 20,235 | 382 | \$457.58 |
| <u>Intel Core i9-10900E @ 2.80GHz</u> | 19,705 | 400 | \$444.00* |
| <u>Intel Core i9-10900F @ 2.80GHz</u> | 20,498 | 376 | \$374.00 |
| <u>Intel Core i9-10900K @ 3.70GHz</u> | 23,315 | 287 | \$342.89 |
| <u>Intel Core i9-10900KF @ 3.70GHz</u> | 23,001 | 299 | \$364.99 |
| <u>Intel Core i9-10900T @ 1.90GHz</u> | 15,146 | 565 | \$349.99* |
| <u>Intel Core i9-10900TE @ 1.80GHz</u> | 18,548 | 441 | \$444.00* |
| <u>Intel Core i9-10900X @ 3.70GHz</u> | 22,514 | 313 | \$515.00 |
| <u>Intel Core i9-10910 @ 3.60GHz</u> | 21,839 | 334 | NA |
| <u>Intel Core i9-10920X @ 3.50GHz</u> | 26,360 | 224 | \$679.99 |
| <u>Intel Core i9-10940X @ 3.30GHz</u> | 28,042 | 196 | \$741.06 |
| <u>Intel Core i9-10980HK @ 2.40GHz</u> | 15,897 | 534 | \$583.00* |
| <u>Intel Core i9-10980XE @ 3.00GHz</u> | 33,071 | 135 | \$930.00 |
| <u>Intel Core i9-11900 @ 2.50GHz</u> | 23,002 | 297 | \$360.00 |
| <u>Intel Core i9-11900F @ 2.50GHz</u> | 22,831 | 304 | \$408.99 |
| <u>Intel Core i9-11900H @ 2.50GHz</u> | 21,142 | 350 | \$546.00* |
| <u>Intel Core i9-11900K @ 3.50GHz</u> | 25,519 | 237 | \$324.71 |

| CPU Name | CPU Mark (higher is better) | Rank (lower is better) | Price (USD) |
|----------|--------------------------------|---------------------------|----------------|
|----------|--------------------------------|---------------------------|----------------|

CPU Benchmarks ▼

| | | | |
|--|--------|------|-----------|
| <u>Intel Core i9-11900T @ 1.50GHz</u> | 18,276 | 451 | \$439.00* |
| <u>Intel Core i9-11950H @ 2.60GHz</u> | 21,789 | 336 | \$556.00* |
| <u>Intel Core i9-11980HK @ 2.60GHz</u> | 23,318 | 286 | \$583.00* |
| <u>Intel Core i9-12900</u> | 34,737 | 122 | \$537.98 |
| <u>Intel Core i9-12900E</u> | 31,530 | 152 | NA |
| <u>Intel Core i9-12900F</u> | 37,331 | 110 | \$482.96 |
| <u>Intel Core i9-12900H</u> | 29,024 | 182 | \$617.00* |
| <u>Intel Core i9-12900HK</u> | 28,579 | 187 | \$635.00* |
| <u>Intel Core i9-12900HX</u> | 35,632 | 116 | \$606.00* |
| <u>Intel Core i9-12900K</u> | 41,602 | 85 | \$399.99 |
| <u>Intel Core i9-12900KF</u> | 41,406 | 87 | \$399.99 |
| <u>Intel Core i9-12900KS</u> | 44,546 | 75 | \$499.95 |
| <u>Intel Core i9-12900T</u> | 31,411 | 154 | \$489.00* |
| <u>Intel Core i9-12950HX</u> | 32,902 | 137 | \$590.00* |
| <u>Intel Core i9-13900</u> | 51,265 | 50 | \$569.99 |
| <u>Intel Core i9-13900F</u> | 53,378 | 44 | \$549.99 |
| <u>Intel Core i9-13900H</u> | 31,979 | 148 | \$617.00* |
| <u>Intel Core i9-13900HX</u> | 46,533 | 68 | \$668.00* |
| <u>Intel Core i9-13900K</u> | 60,087 | 32 | \$559.99 |
| <u>Intel Core i9-13900KF</u> | 59,615 | 34 | \$554.99 |
| <u>Intel Core i9-13900KS</u> | 62,301 | 28 | \$822.62 |
| <u>Intel Core i9-13900T</u> | 44,273 | 77 | \$549.00* |
| <u>Intel Core i9-13950HX</u> | 44,928 | 74 | \$590.00* |
| <u>Intel Core i9-13980HX</u> | 48,601 | 60 | \$668.00* |
| <u>Intel Core m3-6Y30 @ 0.90GHz</u> | 2,165 | 2269 | \$281.00* |
| <u>Intel Core m3-7Y30 @ 1.00GHz</u> | 2,574 | 2056 | NA |
| <u>Intel Core m3-7Y32 @ 1.10GHz</u> | 2,706 | 2003 | NA |
| <u>Intel Core m3-8100Y @ 1.10GHz</u> | 2,913 | 1928 | \$281.00* |
| <u>Intel Core m5-6Y54 @ 1.10GHz</u> | 2,305 | 2194 | NA |
| <u>Intel Core m5-6Y57 @ 1.10GHz</u> | 2,351 | 2159 | NA |
| <u>Intel Core m5-7Y54 @ 1.20GHz</u> | 1,175 | 2604 | NA |

| CPU Name | CPU Mark (higher is better) | Rank (lower is better) | Price (USD) |
|--|--------------------------------|---------------------------|----------------|
|  CPU Benchmarks  | | | |
| <u>Intel Core M-5Y10a @ 0.80GHz</u> | 1,905 | 2413 | NA |
| <u>Intel Core M-5Y10c @ 0.80GHz</u> | 1,918 | 2403 | \$281.00* |
| <u>Intel Core M-5Y31 @ 0.90GHz</u> | 1,961 | 2373 | NA |
| <u>Intel Core M-5Y51 @ 1.10GHz</u> | 2,141 | 2278 | NA |
| <u>Intel Core M-5Y70 @ 1.10GHz</u> | 1,791 | 2486 | NA |
| <u>Intel Core M-5Y71 @ 1.20GHz</u> | 2,027 | 2335 | \$281.00* |
| <u>Intel Core Solo T1300 @ 1.66GHz</u> | 210 | 3969 | NA |
| <u>Intel Core Solo T1350 @ 1.86GHz</u> | 194 | 3997 | NA |
| <u>Intel Core Solo T1400 @ 1.83GHz</u> | 253 | 3906 | NA |
| <u>Intel Core Solo U1300 @ 1.06GHz</u> | 127 | 4088 | NA |
| <u>Intel Core Solo U1400 @ 1.20GHz</u> | 130 | 4085 | NA |
| <u>Intel Core Solo U1500 @ 1.33GHz</u> | 164 | 4041 | NA |
| <u>Intel CoreT i7-1360P</u> | 19,618 | 405 | \$480.00* |
| <u>Intel N95</u> | 5,479 | 1335 | NA |
| <u>Intel N100</u> | 5,578 | 1315 | \$128.00* |
| <u>Intel N200</u> | 3,742 | 1655 | \$193.00* |
| <u>Intel Pentium 4 1.50GHz</u> | 86 | 4119 | NA |
| <u>Intel Pentium 4 1.60GHz</u> | 84 | 4120 | NA |
| <u>Intel Pentium 4 1.70GHz</u> | 86 | 4118 | NA |
| <u>Intel Pentium 4 1.80GHz</u> | 115 | 4103 | NA |
| <u>Intel Pentium 4 1.90GHz</u> | 104 | 4109 | NA |
| <u>Intel Pentium 4 2.00GHz</u> | 133 | 4081 | NA |
| <u>Intel Pentium 4 2.20GHz</u> | 157 | 4050 | NA |
| <u>Intel Pentium 4 2.26GHz</u> | 151 | 4060 | NA |
| <u>Intel Pentium 4 2.40GHz</u> | 131 | 4084 | NA |
| <u>Intel Pentium 4 2.50GHz</u> | 160 | 4045 | NA |
| <u>Intel Pentium 4 2.53GHz</u> | 162 | 4043 | NA |
| <u>Intel Pentium 4 2.60GHz</u> | 215 | 3965 | NA |
| <u>Intel Pentium 4 2.66GHz</u> | 157 | 4049 | NA |
| <u>Intel Pentium 4 2.80GHz</u> | 237 | 3939 | NA |
| <u>Intel Pentium 4 2.93GHz</u> | 150 | 4061 | NA |

| CPU Name | CPU Mark (higher is better) | Rank (lower is better) | Price (USD) |
|----------|--------------------------------|---------------------------|----------------|
|----------|--------------------------------|---------------------------|----------------|

 CPU Benchmarks 

| | | | |
|--|-------|------|-----------|
| <u>Intel Pentium 4 3.20GHz</u> | 334 | 3791 | NA |
| <u>Intel Pentium 4 3.40GHz</u> | 295 | 3844 | NA |
| <u>Intel Pentium 4 3.46GHz</u> | 295 | 3842 | NA |
| <u>Intel Pentium 4 3.60GHz</u> | 315 | 3818 | NA |
| <u>Intel Pentium 4 3.73GHz</u> | 385 | 3736 | NA |
| <u>Intel Pentium 4 3.80GHz</u> | 358 | 3757 | NA |
| <u>Intel Pentium 4 3.83GHz</u> | 154 | 4054 | NA |
| <u>Intel Pentium 4 1300MHz</u> | 77 | 4124 | NA |
| <u>Intel Pentium 4 1400MHz</u> | 83 | 4121 | NA |
| <u>Intel Pentium 4 1500MHz</u> | 81 | 4122 | NA |
| <u>Intel Pentium 4 1700MHz</u> | 100 | 4112 | \$99.99 |
| <u>Intel Pentium 4 1800MHz</u> | 114 | 4105 | NA |
| <u>Intel Pentium 4 Mobile 1.60GHz</u> | 116 | 4101 | NA |
| <u>Intel Pentium 4 Mobile 1.80GHz</u> | 114 | 4104 | NA |
| <u>Intel Pentium 4 Mobile 1.90GHz</u> | 136 | 4078 | NA |
| <u>Intel Pentium 4 Mobile 2.00GHz</u> | 132 | 4083 | NA |
| <u>Intel Pentium 957 @ 1.20GHz</u> | 622 | 3483 | \$134.00* |
| <u>Intel Pentium 967 @ 1.30GHz</u> | 643 | 3461 | NA |
| <u>Intel Pentium 987 @ 1.50GHz</u> | 675 | 3428 | NA |
| <u>Intel Pentium 997 @ 1.60GHz</u> | 789 | 3294 | NA |
| <u>Intel Pentium 1403 @ 2.60GHz</u> | 1,851 | 2448 | NA |
| <u>Intel Pentium 1403 v2 @ 2.60GHz</u> | 2,284 | 2208 | NA |
| <u>Intel Pentium 2020M @ 2.40GHz</u> | 1,371 | 2767 | \$134.00* |
| <u>Intel Pentium 2030M @ 2.50GHz</u> | 1,402 | 2749 | \$134.00* |
| <u>Intel Pentium 2117U @ 1.80GHz</u> | 1,021 | 3063 | \$134.00* |
| <u>Intel Pentium 2127U @ 1.90GHz</u> | 1,019 | 3066 | \$134.00* |
| <u>Intel Pentium 2129Y @ 1.10GHz</u> | 587 | 3520 | \$134.00* |
| <u>Intel Pentium 3550M @ 2.30GHz</u> | 1,358 | 2774 | \$215.92* |
| <u>Intel Pentium 3556U @ 1.70GHz</u> | 1,040 | 3049 | NA |
| <u>Intel Pentium 3558U @ 1.70GHz</u> | 1,031 | 3055 | NA |
| <u>Intel Pentium 3560M @ 2.40GHz</u> | 1,552 | 2633 | NA |

| CPU Name | CPU Mark (higher is better) | Rank (lower is better) | Price (USD) |
|----------|--------------------------------|---------------------------|----------------|
|----------|--------------------------------|---------------------------|----------------|

CPU Benchmarks

| | | | |
|---|-------|------|-----------|
| <u>Intel Pentium 3825U @ 1.90GHz</u> | 1,352 | 2119 | NA |
| <u>Intel Pentium 4405U @ 2.10GHz</u> | 2,109 | 2291 | NA |
| <u>Intel Pentium 4405Y @ 1.50GHz</u> | 1,526 | 2659 | NA |
| <u>Intel Pentium 4410Y @ 1.50GHz</u> | 1,444 | 2719 | \$161.00* |
| <u>Intel Pentium 4415U @ 2.30GHz</u> | 2,208 | 2247 | NA |
| <u>Intel Pentium 4415Y @ 1.60GHz</u> | 1,590 | 2607 | \$161.00* |
| <u>Intel Pentium 4417U @ 2.30GHz</u> | 2,287 | 2204 | \$161.00* |
| <u>Intel Pentium 4425Y @ 1.70GHz</u> | 1,715 | 2536 | \$161.00* |
| <u>Intel Pentium 5405U @ 2.30GHz</u> | 2,271 | 2217 | \$161.00* |
| <u>Intel Pentium 6405U @ 2.40GHz</u> | 2,327 | 2178 | \$161.00* |
| <u>Intel Pentium 6805 @ 1.10GHz</u> | 4,424 | 1507 | \$161.00* |
| <u>Intel Pentium A1018 @ 2.10GHz</u> | 1,117 | 2975 | NA |
| <u>Intel Pentium A1020 @ 2.41GHz</u> | 1,249 | 2858 | NA |
| <u>Intel Pentium B940 @ 2.00GHz</u> | 856 | 3220 | \$68.32* |
| <u>Intel Pentium B950 @ 2.10GHz</u> | 1,001 | 3092 | NA |
| <u>Intel Pentium B960 @ 2.20GHz</u> | 940 | 3149 | \$38.68* |
| <u>Intel Pentium B970 @ 2.30GHz</u> | 1,083 | 3007 | \$50.99* |
| <u>Intel Pentium B980 @ 2.40GHz</u> | 1,054 | 3040 | \$35.81* |
| <u>Intel Pentium D1508 @ 2.20GHz</u> | 3,240 | 1805 | \$129.00* |
| <u>Intel Pentium D 3.40GHz</u> | 736 | 3354 | NA |
| <u>Intel Pentium D 805 @ 2.66GHz</u> | 374 | 3745 | NA |
| <u>Intel Pentium D 830 @ 3.00GHz</u> | 541 | 3577 | NA |
| <u>Intel Pentium D 915 @ 2.80GHz</u> | 430 | 3677 | NA |
| <u>Intel Pentium D 940 @ 3.20GHz</u> | 498 | 3618 | NA |
| <u>Intel Pentium D 950 @ 3.40GHz</u> | 671 | 3437 | NA |
| <u>Intel Pentium D 960 @ 3.60GHz</u> | 743 | 3347 | NA |
| <u>Intel Pentium Dual T2390 @ 1.86GHz</u> | 745 | 3346 | NA |
| <u>Intel Pentium E2140 @ 1.60GHz</u> | 549 | 3566 | \$54.48 |
| <u>Intel Pentium E2160 @ 1.80GHz</u> | 641 | 3465 | \$20.00 |
| <u>Intel Pentium E2180 @ 2.00GHz</u> | 671 | 3435 | \$19.50* |
| <u>Intel Pentium E2200 @ 2.20GHz</u> | 715 | 3380 | \$51.00 |

| CPU Name | CPU Mark (higher is better) | Rank (lower is better) | Price (USD) |
|----------|--------------------------------|---------------------------|----------------|
|----------|--------------------------------|---------------------------|----------------|

CPU Benchmarks

| | | | |
|--|-------|------|-----------|
| <u>Intel Pentium E5200 @ 2.50GHz</u> | 867 | 3209 | \$49.94 |
| <u>Intel Pentium E5300 @ 2.60GHz</u> | 906 | 3179 | \$59.49 |
| <u>Intel Pentium E5400 @ 2.70GHz</u> | 951 | 3141 | \$85.10 |
| <u>Intel Pentium E5500 @ 2.80GHz</u> | 1,008 | 3082 | \$15.99* |
| <u>Intel Pentium E5700 @ 3.00GHz</u> | 1,059 | 3030 | \$34.99 |
| <u>Intel Pentium E5800 @ 3.20GHz</u> | 1,155 | 2944 | \$100.19 |
| <u>Intel Pentium E6300 @ 2.80GHz</u> | 1,029 | 3056 | \$41.85* |
| <u>Intel Pentium E6500 @ 2.93GHz</u> | 1,135 | 2963 | \$34.00 |
| <u>Intel Pentium E6600 @ 3.06GHz</u> | 1,141 | 2956 | \$29.95* |
| <u>Intel Pentium E6700 @ 3.20GHz</u> | 1,177 | 2923 | \$29.00 |
| <u>Intel Pentium E6800 @ 3.33GHz</u> | 1,166 | 2930 | \$24.95* |
| <u>Intel Pentium Extreme Edition 955 @ 3.46GHz</u> | 469 | 3649 | \$31.23* |
| <u>Intel Pentium Extreme Edition 965 @ 3.73GHz</u> | 987 | 3102 | NA |
| <u>Intel Pentium G620 @ 2.60GHz</u> | 1,226 | 2873 | \$11.99 |
| <u>Intel Pentium G620T @ 2.20GHz</u> | 896 | 3184 | \$19.99* |
| <u>Intel Pentium G630 @ 2.70GHz</u> | 1,297 | 2812 | \$38.00 |
| <u>Intel Pentium G630T @ 2.30GHz</u> | 1,029 | 3057 | \$84.07* |
| <u>Intel Pentium G640 @ 2.80GHz</u> | 1,306 | 2809 | \$30.00 |
| <u>Intel Pentium G640T @ 2.40GHz</u> | 1,139 | 2958 | \$84.88 |
| <u>Intel Pentium G645 @ 2.90GHz</u> | 1,362 | 2770 | \$83.00 |
| <u>Intel Pentium G645T @ 2.50GHz</u> | 1,164 | 2932 | NA |
| <u>Intel Pentium G840 @ 2.80GHz</u> | 1,186 | 2911 | \$57.64* |
| <u>Intel Pentium G850 @ 2.90GHz</u> | 1,405 | 2748 | \$101.83 |
| <u>Intel Pentium G860 @ 3.00GHz</u> | 1,455 | 2704 | \$22.66 |
| <u>Intel Pentium G870 @ 3.10GHz</u> | 1,508 | 2674 | \$77.00* |
| <u>Intel Pentium G2010 @ 2.80GHz</u> | 1,581 | 2615 | \$22.97* |
| <u>Intel Pentium G2020 @ 2.90GHz</u> | 1,674 | 2555 | \$34.99 |
| <u>Intel Pentium G2020T @ 2.50GHz</u> | 1,373 | 2762 | \$47.60* |
| <u>Intel Pentium G2030 @ 3.00GHz</u> | 1,721 | 2532 | \$59.56 |
| <u>Intel Pentium G2030T @ 2.60GHz</u> | 1,581 | 2614 | \$130.50* |
| <u>Intel Pentium G2100T @ 2.80GHz</u> | 1,691 | 2517 | NA |

| CPU Name | CPU Mark (higher is better) | Rank (lower is better) | Price (USD) |
|----------|--------------------------------|---------------------------|----------------|
|----------|--------------------------------|---------------------------|----------------|

CPU Benchmarks ▼

| | | | |
|---|-------|------|-----------|
| Intel Pentium G2130 @ 3.20GHz | 1,905 | 2415 | \$43.64 |
| Intel Pentium G2140 @ 3.30GHz | 2,092 | 2302 | \$45.00 |
| Intel Pentium G3220 @ 3.00GHz | 1,887 | 2425 | \$60.99 |
| Intel Pentium G3220T @ 2.60GHz | 1,602 | 2600 | \$40.27 |
| Intel Pentium G3240 @ 3.10GHz | 1,937 | 2390 | \$49.55 |
| Intel Pentium G3240T @ 2.70GHz | 1,755 | 2510 | NA |
| Intel Pentium G3250 @ 3.20GHz | 1,954 | 2377 | \$56.44 |
| Intel Pentium G3250T @ 2.80GHz | 1,754 | 2512 | \$49.99* |
| Intel Pentium G3258 @ 3.20GHz | 2,066 | 2318 | \$51.77 |
| Intel Pentium G3260 @ 3.30GHz | 2,068 | 2315 | \$54.22 |
| Intel Pentium G3260T @ 2.90GHz | 1,755 | 2511 | \$49.99* |
| Intel Pentium G3320TE @ 2.30GHz | 1,570 | 2622 | NA |
| Intel Pentium G3420 @ 3.20GHz | 1,966 | 2370 | \$53.00 |
| Intel Pentium G3420T @ 2.70GHz | 1,912 | 2406 | \$159.99* |
| Intel Pentium G3430 @ 3.30GHz | 2,127 | 2284 | \$100.00 |
| Intel Pentium G3440 @ 3.30GHz | 2,207 | 2248 | \$149.99* |
| Intel Pentium G3440T @ 2.80GHz | 2,107 | 2294 | NA |
| Intel Pentium G3450 @ 3.40GHz | 2,188 | 2257 | \$53.90 |
| Intel Pentium G3450T @ 2.90GHz | 2,016 | 2340 | NA |
| Intel Pentium G3460 @ 3.50GHz | 2,191 | 2254 | \$64.49 |
| Intel Pentium G3470 @ 3.60GHz | 2,428 | 2120 | \$185.02 |
| Intel Pentium G4400 @ 3.30GHz | 2,601 | 2042 | \$31.55 |
| Intel Pentium G4400T @ 2.90GHz | 2,333 | 2174 | \$135.00 |
| Intel Pentium G4400TE @ 2.40GHz | 2,190 | 2255 | \$64.00* |
| Intel Pentium G4500 @ 3.50GHz | 2,766 | 1978 | \$89.99* |
| Intel Pentium G4500T @ 3.00GHz | 2,378 | 2147 | NA |
| Intel Pentium G4520 @ 3.60GHz | 2,952 | 1908 | \$59.88 |
| Intel Pentium G4560 @ 3.50GHz | 3,518 | 1709 | \$54.87 |
| Intel Pentium G4560T @ 2.90GHz | 2,921 | 1924 | \$79.98 |
| Intel Pentium G4600 @ 3.60GHz | 3,602 | 1688 | \$153.12 |
| Intel Pentium G4600T @ 3.00GHz | 3,143 | 1838 | \$117.00* |

| CPU Name | CPU Mark (higher is better) | Rank (lower is better) | Price (USD) |
|----------|--------------------------------|---------------------------|----------------|
|----------|--------------------------------|---------------------------|----------------|

 CPU Benchmarks ▼

| | | | |
|--|-------|------|-----------|
| <u>Intel Pentium G6951 @ 2.80GHz</u> | 1,383 | 2756 | \$74.00* |
| <u>Intel Pentium G6960 @ 2.93GHz</u> | 1,293 | 2818 | NA |
| <u>Intel Pentium GOLD 6500Y @ 1.10GHz</u> | 2,976 | 1900 | NA |
| <u>Intel Pentium Gold 7505 @ 2.00GHz</u> | 5,285 | 1375 | NA |
| <u>Intel Pentium Gold 8505</u> | 8,824 | 900 | NA |
| <u>Intel Pentium Gold G5400 @ 3.70GHz</u> | 3,744 | 1654 | \$80.99 |
| <u>Intel Pentium Gold G5400T @ 3.10GHz</u> | 3,185 | 1822 | \$89.95 |
| <u>Intel Pentium Gold G5420 @ 3.80GHz</u> | 3,636 | 1680 | \$80.25 |
| <u>Intel Pentium Gold G5420T @ 3.20GHz</u> | 3,508 | 1711 | \$64.00* |
| <u>Intel Pentium Gold G5500 @ 3.80GHz</u> | 3,822 | 1636 | \$77.78 |
| <u>Intel Pentium Gold G5500T @ 3.20GHz</u> | 3,259 | 1795 | \$75.00* |
| <u>Intel Pentium Gold G5600 @ 3.90GHz</u> | 3,741 | 1656 | \$35.39 |
| <u>Intel Pentium Gold G5600F @ 3.90GHz</u> | 4,122 | 1571 | \$72.99 |
| <u>Intel Pentium Gold G5600T @ 3.30GHz</u> | 3,601 | 1690 | NA |
| <u>Intel Pentium Gold G5620 @ 4.00GHz</u> | 4,102 | 1575 | \$197.99* |
| <u>Intel Pentium Gold G6400 @ 4.00GHz</u> | 4,130 | 1570 | \$51.99 |
| <u>Intel Pentium Gold G6400T @ 3.40GHz</u> | 3,587 | 1691 | \$64.00* |
| <u>Intel Pentium Gold G6405 @ 4.10GHz</u> | 4,270 | 1535 | \$64.91 |
| <u>Intel Pentium Gold G6405T @ 3.50GHz</u> | 3,746 | 1652 | \$64.00* |
| <u>Intel Pentium Gold G6500 @ 4.10GHz</u> | 4,170 | 1558 | \$79.99 |
| <u>Intel Pentium Gold G6500T @ 3.50GHz</u> | 4,005 | 1602 | \$75.00* |
| <u>Intel Pentium Gold G6505 @ 4.20GHz</u> | 4,378 | 1521 | \$75.00* |
| <u>Intel Pentium Gold G6505T @ 3.60GHz</u> | 3,698 | 1667 | \$90.00* |
| <u>Intel Pentium Gold G6600 @ 4.20GHz</u> | 4,396 | 1514 | \$239.93 |
| <u>Intel Pentium Gold G6605 @ 4.30GHz</u> | 4,401 | 1512 | \$145.08* |
| <u>Intel Pentium Gold G7400</u> | 6,774 | 1131 | \$89.99 |
| <u>Intel Pentium Gold G7400T</u> | 5,816 | 1278 | \$64.00* |
| <u>Intel Pentium III 1400 @ 1400MHz</u> | 193 | 3999 | NA |
| <u>Intel Pentium III 1400S @ 1400MHz</u> | 194 | 3995 | NA |
| <u>Intel Pentium III Mobile 800MHz</u> | 119 | 4099 | NA |
| <u>Intel Pentium III Mobile 866MHz</u> | 99 | 4113 | NA |

| CPU Name | CPU Mark (higher is better) | Rank (lower is better) | Price (USD) |
|----------|--------------------------------|---------------------------|----------------|
|----------|--------------------------------|---------------------------|----------------|

CPU Benchmarks

| | | | |
|---|-------|------|----------|
| <u>Intel Pentium III Mobile 1200MHz</u> | 156 | 4051 | NA |
| <u>Intel Pentium J2850 @ 2.41GHz</u> | 1,016 | 3069 | NA |
| <u>Intel Pentium J2900 @ 2.41GHz</u> | 1,241 | 2862 | NA |
| <u>Intel Pentium J3710 @ 1.60GHz</u> | 1,464 | 2700 | NA |
| <u>Intel Pentium J4205 @ 1.50GHz</u> | 2,428 | 2119 | NA |
| <u>Intel Pentium J6426 @ 2.00GHz</u> | 4,111 | 1573 | \$80.00* |
| <u>Intel Pentium M 1.10GHz</u> | 184 | 4010 | NA |
| <u>Intel Pentium M 1.20GHz</u> | 199 | 3982 | NA |
| <u>Intel Pentium M 1.30GHz</u> | 196 | 3990 | NA |
| <u>Intel Pentium M 1.40GHz</u> | 225 | 3955 | NA |
| <u>Intel Pentium M 1.50GHz</u> | 240 | 3928 | NA |
| <u>Intel Pentium M 1.60GHz</u> | 194 | 3996 | NA |
| <u>Intel Pentium M 1.70GHz</u> | 239 | 3929 | NA |
| <u>Intel Pentium M 1.73GHz</u> | 205 | 3977 | NA |
| <u>Intel Pentium M 1.80GHz</u> | 280 | 3869 | NA |
| <u>Intel Pentium M 1.86GHz</u> | 222 | 3958 | NA |
| <u>Intel Pentium M 2.00GHz</u> | 270 | 3882 | NA |
| <u>Intel Pentium M 2.10GHz</u> | 292 | 3853 | NA |
| <u>Intel Pentium M 2.13GHz</u> | 271 | 3880 | NA |
| <u>Intel Pentium M 2.26GHz</u> | 227 | 3952 | NA |
| <u>Intel Pentium M 900MHz</u> | 141 | 4072 | NA |
| <u>Intel Pentium M 1000MHz</u> | 156 | 4052 | NA |
| <u>Intel Pentium M 1200MHz</u> | 155 | 4053 | NA |
| <u>Intel Pentium M 1300MHz</u> | 197 | 3986 | NA |
| <u>Intel Pentium M 1400MHz</u> | 208 | 3971 | NA |
| <u>Intel Pentium M 1500MHz</u> | 188 | 4006 | NA |
| <u>Intel Pentium M 1600MHz</u> | 193 | 4000 | NA |
| <u>Intel Pentium M 1700MHz</u> | 237 | 3935 | NA |
| <u>Intel Pentium N3510 @ 1.99GHz</u> | 878 | 3199 | NA |
| <u>Intel Pentium N3520 @ 2.16GHz</u> | 1,143 | 2953 | NA |
| <u>Intel Pentium N3530 @ 2.16GHz</u> | 1,189 | 2906 | NA |

| CPU Name | CPU Mark (higher is better) | Rank (lower is better) | Price (USD) |
|--|--------------------------------|---------------------------|----------------|
| Home CPU Benchmarks ▼ | | | |
| Intel Pentium N3710 @ 1.60GHz | 1,372 | 2764 | NA |
| Intel Pentium N4200 @ 1.10GHz | 2,147 | 2276 | \$228.71* |
| Intel Pentium N6415 @ 1.20GHz | 3,760 | 1648 | \$80.00* |
| Intel Pentium P6000 @ 1.87GHz | 787 | 3297 | NA |
| Intel Pentium P6100 @ 2.00GHz | 867 | 3210 | \$18.44* |
| Intel Pentium P6200 @ 2.13GHz | 872 | 3205 | \$24.95* |
| Intel Pentium P6300 @ 2.27GHz | 834 | 3247 | NA |
| Intel Pentium Silver J5005 @ 1.50GHz | 3,077 | 1859 | \$521.99* |
| Intel Pentium Silver J5040 @ 2.00GHz | 3,443 | 1730 | NA |
| Intel Pentium Silver N5000 @ 1.10GHz | 2,594 | 2045 | \$161.00* |
| Intel Pentium Silver N5020 @ 1.10GHz | 3,404 | 1739 | NA |
| Intel Pentium Silver N5030 @ 1.10GHz | 2,622 | 2033 | NA |
| Intel Pentium Silver N6000 @ 1.10GHz | 3,130 | 1842 | NA |
| Intel Pentium Silver N6005 @ 2.00GHz | 5,410 | 1350 | NA |
| Intel Pentium SU2700 @ 1.30GHz | 239 | 3930 | NA |
| Intel Pentium SU4100 @ 1.30GHz | 485 | 3630 | NA |
| Intel Pentium T2060 @ 1.60GHz | 330 | 3799 | NA |
| Intel Pentium T2080 @ 1.73GHz | 348 | 3768 | \$149.95* |
| Intel Pentium T2130 @ 1.86GHz | 382 | 3739 | NA |
| Intel Pentium T2310 @ 1.46GHz | 536 | 3581 | NA |
| Intel Pentium T2330 @ 1.60GHz | 548 | 3567 | \$149.95* |
| Intel Pentium T2370 @ 1.73GHz | 555 | 3562 | \$25.00* |
| Intel Pentium T2390 @ 1.86GHz | 570 | 3540 | NA |
| Intel Pentium T2410 @ 2.00GHz | 565 | 3549 | NA |
| Intel Pentium T3200 @ 2.00GHz | 623 | 3480 | \$12.00* |
| Intel Pentium T3400 @ 2.16GHz | 650 | 3451 | \$79.95* |
| Intel Pentium T4200 @ 2.00GHz | 722 | 3373 | \$98.95* |
| Intel Pentium T4300 @ 2.10GHz | 776 | 3307 | \$98.95* |
| Intel Pentium T4400 @ 2.20GHz | 757 | 3331 | \$109.95* |
| Intel Pentium T4500 @ 2.30GHz | 808 | 3271 | \$29.95* |
| Intel Pentium U5400 @ 1.20GHz | 538 | 3580 | NA |

| CPU Name | CPU Mark (higher is better) | Rank (lower is better) | Price (USD) |
|--|--------------------------------|---------------------------|----------------|
| Home CPU Benchmarks ▼ | | | |
| Intel I 1500 @ 1.86GHz | 548 | 3569 | NA |
| Intel T2050 @ 2.00GHz | 516 | 3600 | NA |
| Intel Xeon 2.00GHz | 152 | 4059 | NA |
| Intel XEON 2.20GHz | 164 | 4038 | NA |
| Intel Xeon 2.40GHz | 180 | 4018 | \$9.10* |
| Intel Xeon 2.80GHz | 260 | 3901 | NA |
| Intel Xeon 3.00GHz | 425 | 3685 | NA |
| Intel Xeon 3.20GHz | 478 | 3634 | NA |
| Intel Xeon 3.40GHz | 375 | 3744 | NA |
| Intel Xeon 3.60GHz | 403 | 3711 | \$851.00* |
| Intel Xeon 3.73GHz | 901 | 3181 | NA |
| Intel Xeon 3.80GHz | 393 | 3729 | \$851.00* |
| Intel Xeon 3040 @ 1.86GHz | 790 | 3292 | \$25.04* |
| Intel Xeon 3050 @ 2.13GHz | 841 | 3237 | \$157.95* |
| Intel Xeon 3060 @ 2.40GHz | 983 | 3107 | \$22.99* |
| Intel Xeon 3065 @ 2.33GHz | 867 | 3211 | \$20.90* |
| Intel Xeon 3070 @ 2.66GHz | 1,025 | 3060 | \$28.65* |
| Intel Xeon 3075 @ 2.66GHz | 1,096 | 2996 | \$349.95* |
| Intel Xeon 3085 @ 3.00GHz | 1,070 | 3020 | NA |
| Intel Xeon 5110 @ 1.60GHz | 600 | 3502 | \$35.00* |
| Intel Xeon 5120 @ 1.86GHz | 763 | 3327 | \$163.68 |
| Intel Xeon 5130 @ 2.00GHz | 795 | 3288 | \$48.99* |
| Intel Xeon 5133 @ 2.20GHz | 887 | 3193 | NA |
| Intel Xeon 5140 @ 2.33GHz | 857 | 3218 | \$36.99* |
| Intel Xeon 5148 @ 2.33GHz | 912 | 3172 | \$20.00* |
| Intel Xeon 5150 @ 2.66GHz | 924 | 3165 | \$30.99* |
| Intel Xeon 5160 @ 3.00GHz | 963 | 3123 | \$43.50* |
| Intel Xeon @ 2.00GHz | 7,363 | 1039 | NA |
| Intel Xeon @ 2.20GHz | 1,324 | 2796 | NA |
| Intel Xeon Bronze 3104 @ 1.70GHz | 4,576 | 1482 | \$206.66 |
| Intel Xeon Bronze 3106 @ 1.70GHz | 5,769 | 1284 | \$250.45 |

| CPU Name | CPU Mark (higher is better) | Rank (lower is better) | Price (USD) |
|--|--------------------------------|---------------------------|----------------|
| Home CPU Benchmarks ▼ | | | |
| Intel Xeon D-1520 @ 2.20GHz | 3,324 | 1,688 | NA |
| Intel Xeon D-1521 @ 2.40GHz | 5,897 | 1264 | NA |
| Intel Xeon D-1527 @ 2.20GHz | 4,710 | 1457 | \$213.00* |
| Intel Xeon D-1528 @ 1.90GHz | 6,396 | 1178 | NA |
| Intel Xeon D-1531 @ 2.20GHz | 7,483 | 1021 | \$348.00* |
| Intel Xeon D-1537 @ 1.70GHz | 7,176 | 1065 | \$571.00* |
| Intel Xeon D-1539 @ 1.60GHz | 7,175 | 1066 | \$486.00* |
| Intel Xeon D-1540 @ 2.00GHz | 10,040 | 814 | NA |
| Intel Xeon D-1541 @ 2.10GHz | 10,170 | 808 | NA |
| Intel Xeon D-1548 @ 2.00GHz | 9,075 | 885 | \$555.00* |
| Intel Xeon D-1557 @ 1.50GHz | 7,118 | 1073 | \$694.00* |
| Intel Xeon D-1559 @ 1.50GHz | 7,353 | 1042 | NA |
| Intel Xeon D-1567 @ 2.10GHz | 10,447 | 790 | NA |
| Intel Xeon D-1577 @ 1.30GHz | 11,645 | 726 | \$1,176.00* |
| Intel Xeon D-1581 @ 1.80GHz | 13,282 | 659 | NA |
| Intel Xeon D-1587 @ 1.70GHz | 9,223 | 870 | NA |
| Intel Xeon D-1602 @ 2.50GHz | 2,459 | 2099 | \$106.00* |
| Intel Xeon D-1622 @ 2.60GHz | 6,205 | 1212 | \$170.00* |
| Intel Xeon D-1715TER @ 2.40GHz | 9,104 | 881 | \$285.00* |
| Intel Xeon D-1718T @ 2.60GHz | 9,610 | 842 | \$314.00* |
| Intel Xeon D-1726 @ 2.90GHz | 15,511 | 548 | \$490.00* |
| Intel Xeon D-1732TE @ 1.90GHz | 14,254 | 612 | \$759.00* |
| Intel Xeon D-1733NT @ 2.00GHz | 14,849 | 577 | \$720.00* |
| Intel Xeon D-1736NT @ 2.70GHz | 17,826 | 468 | NA |
| Intel Xeon D-1747NTE @ 2.50GHz | 19,822 | 395 | \$1,201.00* |
| Intel Xeon D-2123IT @ 2.20GHz | 6,841 | 1116 | \$213.00* |
| Intel Xeon D-2141I @ 2.20GHz | 12,117 | 709 | \$555.00* |
| Intel Xeon D-2143IT @ 2.20GHz | 13,107 | 669 | \$566.00* |
| Intel Xeon D-2146NT @ 2.30GHz | 11,736 | 722 | \$641.00* |
| Intel Xeon D-2166NT @ 2.00GHz | 15,105 | 566 | \$1,005.00* |
| Intel Xeon D-2183IT @ 2.20GHz | 18,385 | 447 | \$1,764.00* |

| CPU Name | CPU Mark (higher is better) | Rank (lower is better) | Price (USD) |
|--|--------------------------------|---------------------------|----------------|
| Home CPU Benchmarks ▼ | | | |
| Intel Xeon D-2733N1 @ 2.10GHz | 15,799 | 540 | \$800.00* |
| Intel Xeon D-2796TE @ 2.00GHz | 20,806 | 365 | \$2,184.00* |
| Intel Xeon D-2799 @ 2.40GHz | 33,792 | 128 | \$1,933.00* |
| Intel Xeon E3-1205 v6 @ 3.00GHz | 5,682 | 1299 | \$193.00* |
| Intel Xeon E3-1220 @ 3.10GHz | 3,837 | 1632 | \$25.99 |
| Intel Xeon E3-1220 V2 @ 3.10GHz | 4,675 | 1465 | \$93.00 |
| Intel Xeon E3-1220 v3 @ 3.10GHz | 5,201 | 1391 | \$43.30 |
| Intel Xeon E3-1220 v5 @ 3.00GHz | 5,732 | 1288 | \$99.99 |
| Intel Xeon E3-1220 v6 @ 3.00GHz | 5,711 | 1291 | \$399.00 |
| Intel Xeon E3-1220L @ 2.20GHz | 2,274 | 2215 | NA |
| Intel Xeon E3-1220L V2 @ 2.30GHz | 2,452 | 2103 | \$177.66* |
| Intel Xeon E3-1220L v3 @ 1.10GHz | 1,407 | 2745 | NA |
| Intel Xeon E3-1225 @ 3.10GHz | 3,826 | 1635 | \$208.19 |
| Intel Xeon E3-1225 V2 @ 3.20GHz | 4,777 | 1446 | \$225.19 |
| Intel Xeon E3-1225 v3 @ 3.20GHz | 5,316 | 1365 | \$57.58 |
| Intel Xeon E3-1225 v5 @ 3.30GHz | 5,939 | 1260 | \$104.00 |
| Intel Xeon E3-1225 v6 @ 3.30GHz | 6,323 | 1193 | \$312.26 |
| Intel Xeon E3-1226 v3 @ 3.30GHz | 5,539 | 1320 | \$279.69* |
| Intel Xeon E3-1230 @ 3.20GHz | 5,100 | 1406 | \$240.45 |
| Intel Xeon E3-1230 V2 @ 3.30GHz | 6,209 | 1211 | \$135.47 |
| Intel Xeon E3-1230 v3 @ 3.30GHz | 6,759 | 1134 | \$56.87 |
| Intel Xeon E3-1230 v5 @ 3.40GHz | 7,994 | 975 | \$138.99 |
| Intel Xeon E3-1230 v6 @ 3.50GHz | 8,194 | 955 | \$238.99 |
| Intel Xeon E3-1230L v3 @ 1.80GHz | 5,268 | 1380 | \$250.00 |
| Intel Xeon E3-1231 v3 @ 3.40GHz | 7,035 | 1083 | \$58.30 |
| Intel Xeon E3-1235 @ 3.20GHz | 5,030 | 1416 | \$219.00 |
| Intel Xeon E3-1235L v5 @ 2.00GHz | 5,013 | 1419 | NA |
| Intel Xeon E3-1240 @ 3.30GHz | 5,387 | 1351 | \$132.00 |
| Intel Xeon E3-1240 V2 @ 3.40GHz | 6,346 | 1187 | \$345.00 |
| Intel Xeon E3-1240 v3 @ 3.40GHz | 7,078 | 1078 | \$62.41 |
| Intel Xeon E3-1240 v5 @ 3.50GHz | 8,200 | 943 | \$171.60 |

| CPU Name | CPU Mark (higher is better) | Rank (lower is better) | Price (USD) |
|----------|--------------------------------|---------------------------|----------------|
|----------|--------------------------------|---------------------------|----------------|

CPU Benchmarks ▼

| | | | |
|---|-------|------|-----------|
| <u>Intel Xeon E3-1240L v5 @ 2.10GHz</u> | 6,173 | 1222 | \$278.00* |
| <u>Intel Xeon E3-1241 v3 @ 3.50GHz</u> | 7,133 | 1070 | \$250.00 |
| <u>Intel Xeon E3-1245 @ 3.30GHz</u> | 5,334 | 1361 | \$245.00 |
| <u>Intel Xeon E3-1245 V2 @ 3.40GHz</u> | 6,375 | 1182 | \$367.50 |
| <u>Intel Xeon E3-1245 v3 @ 3.40GHz</u> | 7,032 | 1084 | \$317.00 |
| <u>Intel Xeon E3-1245 v5 @ 3.50GHz</u> | 8,030 | 971 | \$356.84 |
| <u>Intel Xeon E3-1245 v6 @ 3.70GHz</u> | 8,602 | 918 | \$589.95 |
| <u>Intel Xeon E3-1246 v3 @ 3.50GHz</u> | 7,287 | 1051 | \$710.00 |
| <u>Intel Xeon E3-1260L @ 2.40GHz</u> | 4,013 | 1599 | \$269.99* |
| <u>Intel Xeon E3-1260L v5 @ 2.90GHz</u> | 8,208 | 952 | \$258.70* |
| <u>Intel Xeon E3-1265L @ 2.40GHz</u> | 3,411 | 1738 | \$268.98* |
| <u>Intel Xeon E3-1265L V2 @ 2.50GHz</u> | 5,033 | 1415 | \$214.99* |
| <u>Intel Xeon E3-1265L v3 @ 2.50GHz</u> | 6,179 | 1218 | \$997.00* |
| <u>Intel Xeon E3-1265L v4 @ 2.30GHz</u> | 6,954 | 1101 | NA |
| <u>Intel Xeon E3-1268L v3 @ 2.30GHz</u> | 5,475 | 1336 | NA |
| <u>Intel Xeon E3-1268L v5 @ 2.40GHz</u> | 6,079 | 1237 | \$456.54* |
| <u>Intel Xeon E3-1270 @ 3.40GHz</u> | 5,413 | 1349 | \$195.00 |
| <u>Intel Xeon E3-1270 V2 @ 3.50GHz</u> | 6,444 | 1170 | \$267.95 |
| <u>Intel Xeon E3-1270 v3 @ 3.50GHz</u> | 7,322 | 1046 | \$290.45 |
| <u>Intel Xeon E3-1270 v5 @ 3.60GHz</u> | 8,337 | 938 | \$218.32 |
| <u>Intel Xeon E3-1270 v6 @ 3.80GHz</u> | 8,940 | 894 | \$222.35 |
| <u>Intel Xeon E3-1270L v4 @ 3.00GHz</u> | 7,662 | 999 | NA |
| <u>Intel Xeon E3-1271 v3 @ 3.60GHz</u> | 7,547 | 1011 | \$123.50 |
| <u>Intel Xeon E3-1275 @ 3.40GHz</u> | 5,463 | 1338 | \$152.00 |
| <u>Intel Xeon E3-1275 V2 @ 3.50GHz</u> | 6,602 | 1146 | \$374.00 |
| <u>Intel Xeon E3-1275 v3 @ 3.50GHz</u> | 7,183 | 1062 | \$443.41 |
| <u>Intel Xeon E3-1275 v5 @ 3.60GHz</u> | 8,461 | 929 | \$224.89 |
| <u>Intel Xeon E3-1275 v6 @ 3.80GHz</u> | 9,213 | 871 | \$356.83 |
| <u>Intel Xeon E3-1275L v3 @ 2.70GHz</u> | 6,074 | 1238 | NA |
| <u>Intel Xeon E3-1276 v3 @ 3.60GHz</u> | 7,408 | 1035 | \$867.00* |
| <u>Intel Xeon E3-1280 @ 3.50GHz</u> | 5,613 | 1310 | \$258.00 |

| CPU Name | CPU Mark (higher is better) | Rank (lower is better) | Price (USD) |
|----------|--------------------------------|---------------------------|----------------|
|----------|--------------------------------|---------------------------|----------------|

CPU Benchmarks ▼

| | | | |
|---|-------|------|-------------|
| <u>Intel Xeon E3-1280 v5 @ 3.70GHz</u> | 8,377 | 937 | \$1,512.00* |
| <u>Intel Xeon E3-1280 v6 @ 3.90GHz</u> | 8,940 | 893 | \$550.00 |
| <u>Intel Xeon E3-1281 v3 @ 3.70GHz</u> | 7,410 | 1034 | \$546.25 |
| <u>Intel Xeon E3-1285 v3 @ 3.60GHz</u> | 6,974 | 1097 | NA |
| <u>Intel Xeon E3-1285 v4 @ 3.50GHz</u> | 7,712 | 994 | NA |
| <u>Intel Xeon E3-1285 v6 @ 4.10GHz</u> | 8,536 | 922 | \$949.95 |
| <u>Intel Xeon E3-1285L v3 @ 3.10GHz</u> | 6,819 | 1121 | \$898.50* |
| <u>Intel Xeon E3-1285L v4 @ 3.40GHz</u> | 8,074 | 965 | \$1,091.00 |
| <u>Intel Xeon E3-1286 v3 @ 3.70GHz</u> | 7,418 | 1032 | \$839.00* |
| <u>Intel Xeon E3-1286L v3 @ 3.20GHz</u> | 6,450 | 1167 | \$774.00* |
| <u>Intel Xeon E3-1290 @ 3.60GHz</u> | 4,988 | 1420 | \$885.00* |
| <u>Intel Xeon E3-1290 V2 @ 3.70GHz</u> | 6,513 | 1159 | \$885.00* |
| <u>Intel Xeon E3-1505L v5 @ 2.00GHz</u> | 5,301 | 1370 | NA |
| <u>Intel Xeon E3-1505L v6 @ 2.20GHz</u> | 6,088 | 1235 | NA |
| <u>Intel Xeon E3-1505M v5 @ 2.80GHz</u> | 7,028 | 1085 | NA |
| <u>Intel Xeon E3-1505M v6 @ 3.00GHz</u> | 7,331 | 1044 | NA |
| <u>Intel Xeon E3-1515M v5 @ 2.80GHz</u> | 7,938 | 979 | NA |
| <u>Intel Xeon E3-1535M v5 @ 2.90GHz</u> | 7,505 | 1018 | \$623.00* |
| <u>Intel Xeon E3-1535M v6 @ 3.10GHz</u> | 8,125 | 960 | \$623.00* |
| <u>Intel Xeon E3-1545M v5 @ 2.90GHz</u> | 7,976 | 977 | NA |
| <u>Intel Xeon E3-1575M v5 @ 3.00GHz</u> | 7,858 | 984 | \$1,207.00* |
| <u>Intel Xeon E3-1585 v5 @ 3.50GHz</u> | 8,408 | 936 | \$556.00* |
| <u>Intel Xeon E3-1585L v5 @ 3.00GHz</u> | 8,021 | 973 | \$445.00* |
| <u>Intel Xeon E5-1410 @ 2.80GHz</u> | 4,701 | 1459 | \$44.99* |
| <u>Intel Xeon E5-1410 v2 @ 2.80GHz</u> | 5,436 | 1341 | \$19.20* |
| <u>Intel Xeon E5-1428L v2 @ 2.20GHz</u> | 6,255 | 1204 | \$20.37* |
| <u>Intel Xeon E5-1603 @ 2.80GHz</u> | 3,462 | 1722 | \$33.89* |
| <u>Intel Xeon E5-1603 v3 @ 2.80GHz</u> | 4,483 | 1497 | \$12.88* |
| <u>Intel Xeon E5-1603 v4 @ 2.80GHz</u> | 4,812 | 1443 | NA |
| <u>Intel Xeon E5-1607 @ 3.00GHz</u> | 3,725 | 1659 | \$11.53* |
| <u>Intel Xeon E5-1607 v2 @ 3.00GHz</u> | 4,254 | 1513 | \$229.95* |

| CPU Name | CPU Mark (higher is better) | Rank (lower is better) | Price (USD) |
|----------|--------------------------------|---------------------------|----------------|
|----------|--------------------------------|---------------------------|----------------|

CPU Benchmarks ▼

| | | | |
|---|--------|------|-------------|
| <u>Intel Xeon E5-1620 @ 3.60GHz</u> | 5,854 | 1273 | \$443.00 |
| <u>Intel Xeon E5-1620 v2 @ 3.70GHz</u> | 6,532 | 1154 | \$309.19 |
| <u>Intel Xeon E5-1620 v3 @ 3.50GHz</u> | 6,997 | 1092 | \$106.00 |
| <u>Intel Xeon E5-1620 v4 @ 3.50GHz</u> | 7,399 | 1037 | \$140.45 |
| <u>Intel Xeon E5-1630 v3 @ 3.70GHz</u> | 7,423 | 1031 | \$1,354.00* |
| <u>Intel Xeon E5-1630 v4 @ 3.70GHz</u> | 7,650 | 1002 | NA |
| <u>Intel Xeon E5-1650 @ 3.20GHz</u> | 8,103 | 963 | \$104.00 |
| <u>Intel Xeon E5-1650 v2 @ 3.50GHz</u> | 9,326 | 862 | \$238.02 |
| <u>Intel Xeon E5-1650 v3 @ 3.50GHz</u> | 10,446 | 791 | \$138.51 |
| <u>Intel Xeon E5-1650 v4 @ 3.60GHz</u> | 11,535 | 729 | \$429.95 |
| <u>Intel Xeon E5-1660 @ 3.30GHz</u> | 8,423 | 934 | \$267.19 |
| <u>Intel Xeon E5-1660 v2 @ 3.70GHz</u> | 10,374 | 795 | \$498.95 |
| <u>Intel Xeon E5-1660 v3 @ 3.00GHz</u> | 12,522 | 695 | \$398.95 |
| <u>Intel Xeon E5-1660 v4 @ 3.20GHz</u> | 13,500 | 650 | \$1,494.00* |
| <u>Intel Xeon E5-1680 v2 @ 3.00GHz</u> | 12,710 | 689 | NA |
| <u>Intel Xeon E5-1680 v3 @ 3.20GHz</u> | 13,214 | 665 | \$589.99* |
| <u>Intel Xeon E5-1680 v4 @ 3.40GHz</u> | 13,773 | 634 | \$1,498.95* |
| <u>Intel Xeon E5-1681 v3 @ 2.90GHz</u> | 14,820 | 579 | NA |
| <u>Intel Xeon E5-2403 @ 1.80GHz</u> | 2,280 | 2211 | \$268.50* |
| <u>Intel Xeon E5-2403 v2 @ 1.80GHz</u> | 2,873 | 1942 | \$55.00 |
| <u>Intel Xeon E5-2407 @ 2.20GHz</u> | 2,658 | 2022 | \$39.00 |
| <u>Intel Xeon E5-2407 v2 @ 2.40GHz</u> | 3,504 | 1712 | \$148.35 |
| <u>Intel Xeon E5-2418L @ 2.00GHz</u> | 3,518 | 1708 | NA |
| <u>Intel Xeon E5-2418L v2 @ 2.00GHz</u> | 5,380 | 1354 | \$607.00* |
| <u>Intel Xeon E5-2420 @ 1.90GHz</u> | 5,082 | 1411 | \$29.00 |
| <u>Intel Xeon E5-2420 v2 @ 2.20GHz</u> | 6,325 | 1191 | \$63.17 |
| <u>Intel Xeon E5-2430 @ 2.20GHz</u> | 5,596 | 1314 | \$39.00 |
| <u>Intel Xeon E5-2430 v2 @ 2.50GHz</u> | 7,039 | 1081 | \$49.00 |
| <u>Intel Xeon E5-2430L @ 2.00GHz</u> | 5,273 | 1379 | \$32.28* |
| <u>Intel Xeon E5-2430L v2 @ 2.40GHz</u> | 6,332 | 1190 | NA |
| <u>Intel Xeon E5-2440 @ 2.40GHz</u> | 6,051 | 1242 | \$170.00 |

| CPU Name | CPU Mark (higher is better) | Rank (lower is better) | Price (USD) |
|----------|--------------------------------|---------------------------|----------------|
|----------|--------------------------------|---------------------------|----------------|

 CPU Benchmarks ▼

| | | | |
|---|--------|------|-------------|
| <u>Intel Xeon E5-2450 @ 2.10GHz</u> | 7,530 | 1014 | \$64.03 |
| <u>Intel Xeon E5-2450 v2 @ 2.50GHz</u> | 9,060 | 888 | \$291.95 |
| <u>Intel Xeon E5-2450L @ 1.80GHz</u> | 5,880 | 1267 | \$78.00* |
| <u>Intel Xeon E5-2470 @ 2.30GHz</u> | 8,296 | 942 | \$129.00 |
| <u>Intel Xeon E5-2470 v2 @ 2.40GHz</u> | 10,449 | 789 | \$29.99 |
| <u>Intel Xeon E5-2603 @ 1.80GHz</u> | 2,362 | 2154 | \$29.00 |
| <u>Intel Xeon E5-2603 v2 @ 1.80GHz</u> | 2,751 | 1984 | \$51.00 |
| <u>Intel Xeon E5-2603 v3 @ 1.60GHz</u> | 3,774 | 1644 | \$105.00 |
| <u>Intel Xeon E5-2603 v4 @ 1.70GHz</u> | 4,695 | 1460 | \$177.45 |
| <u>Intel Xeon E5-2608L v3 @ 2.00GHz</u> | 6,415 | 1174 | \$441.00* |
| <u>Intel Xeon E5-2608L v4 @ 1.60GHz</u> | 7,447 | 1030 | \$363.00* |
| <u>Intel Xeon E5-2609 @ 2.40GHz</u> | 2,794 | 1970 | \$29.00 |
| <u>Intel Xeon E5-2609 v2 @ 2.50GHz</u> | 3,500 | 1714 | \$29.00 |
| <u>Intel Xeon E5-2609 v3 @ 1.90GHz</u> | 4,423 | 1508 | \$29.00 |
| <u>Intel Xeon E5-2609 v4 @ 1.70GHz</u> | 5,385 | 1352 | \$39.00 |
| <u>Intel Xeon E5-2618L v3 @ 2.30GHz</u> | 10,881 | 767 | \$1,029.95* |
| <u>Intel Xeon E5-2618L v4 @ 2.20GHz</u> | 12,816 | 686 | \$902.20* |
| <u>Intel Xeon E5-2620 @ 2.00GHz</u> | 5,280 | 1376 | \$29.00 |
| <u>Intel Xeon E5-2620 v2 @ 2.10GHz</u> | 6,269 | 1202 | \$29.00 |
| <u>Intel Xeon E5-2620 v3 @ 2.40GHz</u> | 7,846 | 985 | \$24.99 |
| <u>Intel Xeon E5-2620 v4 @ 2.10GHz</u> | 9,227 | 869 | \$49.00 |
| <u>Intel Xeon E5-2623 v3 @ 3.00GHz</u> | 6,866 | 1114 | \$248.00 |
| <u>Intel Xeon E5-2623 v4 @ 2.60GHz</u> | 6,923 | 1107 | \$39.00 |
| <u>Intel Xeon E5-2628 v3 @ 2.50GHz</u> | 8,447 | 931 | NA |
| <u>Intel Xeon E5-2628L v2 @ 1.90GHz</u> | 7,181 | 1063 | NA |
| <u>Intel Xeon E5-2628L v3 @ 2.00GHz</u> | 9,949 | 822 | NA |
| <u>Intel Xeon E5-2628L v4 @ 1.90GHz</u> | 11,079 | 752 | \$1,364.00* |
| <u>Intel Xeon E5-2629 v3 @ 2.40GHz</u> | 9,139 | 877 | \$499.88* |
| <u>Intel Xeon E5-2630 @ 2.30GHz</u> | 6,117 | 1231 | \$29.00 |
| <u>Intel Xeon E5-2630 v2 @ 2.60GHz</u> | 7,473 | 1024 | \$12.99 |
| <u>Intel Xeon E5-2630 v3 @ 2.40GHz</u> | 10,424 | 793 | \$12.99 |

| CPU Name | CPU Mark (higher is better) | Rank (lower is better) | Price (USD) |
|----------|--------------------------------|---------------------------|----------------|
|----------|--------------------------------|---------------------------|----------------|

CPU Benchmarks ▼

| | | | |
|--|--------|------|-------------|
| Intel Xeon E5-2630L v2 @ 2.40GHz | 6,701 | 1142 | \$83.06* |
| Intel Xeon E5-2630L v3 @ 1.80GHz | 8,869 | 897 | \$79.00* |
| Intel Xeon E5-2630L v4 @ 1.80GHz | 10,491 | 787 | \$1,822.89* |
| Intel Xeon E5-2637 @ 3.00GHz | 2,978 | 1899 | \$79.00* |
| Intel Xeon E5-2637 v2 @ 3.50GHz | 6,390 | 1179 | \$88.42 |
| Intel Xeon E5-2637 v3 @ 3.50GHz | 7,455 | 1027 | \$50.01 |
| Intel Xeon E5-2637 v4 @ 3.50GHz | 7,339 | 1043 | \$100.00 |
| Intel Xeon E5-2640 @ 2.50GHz | 6,293 | 1199 | \$29.00 |
| Intel Xeon E5-2640 v2 @ 2.00GHz | 7,820 | 986 | \$39.00 |
| Intel Xeon E5-2640 v3 @ 2.60GHz | 11,361 | 735 | \$39.00 |
| Intel Xeon E5-2640 v4 @ 2.40GHz | 11,829 | 719 | \$408.45 |
| Intel Xeon E5-2643 @ 3.30GHz | 5,500 | 1330 | \$2,351.45 |
| Intel Xeon E5-2643 v2 @ 3.50GHz | 9,134 | 878 | \$19.95 |
| Intel Xeon E5-2643 v3 @ 3.40GHz | 10,472 | 788 | \$758.51* |
| Intel Xeon E5-2643 v4 @ 3.40GHz | 11,088 | 748 | \$310.00 |
| Intel Xeon E5-2648L @ 1.80GHz | 4,235 | 1547 | NA |
| Intel Xeon E5-2648L v2 @ 1.90GHz | 8,828 | 899 | \$945.00* |
| Intel Xeon E5-2648L v3 @ 1.80GHz | 9,847 | 831 | \$1,549.00* |
| Intel Xeon E5-2648L v4 @ 1.80GHz | 11,547 | 728 | \$1,384.57 |
| Intel Xeon E5-2649 v3 @ 2.30GHz | 12,399 | 698 | NA |
| Intel Xeon E5-2650 @ 2.00GHz | 7,411 | 1033 | \$39.00 |
| Intel Xeon E5-2650 v2 @ 2.60GHz | 9,990 | 817 | \$39.00 |
| Intel Xeon E5-2650 v3 @ 2.30GHz | 11,887 | 716 | \$103.13 |
| Intel Xeon E5-2650 v4 @ 2.20GHz | 14,091 | 617 | \$239.45 |
| Intel Xeon E5-2650L @ 1.80GHz | 6,005 | 1255 | \$29.00 |
| Intel Xeon E5-2650L v2 @ 1.70GHz | 7,450 | 1029 | \$130.00 |
| Intel Xeon E5-2650L v3 @ 1.80GHz | 11,803 | 720 | \$1,365.00* |
| Intel Xeon E5-2650L v4 @ 1.70GHz | 12,417 | 697 | \$700.00 |
| Intel Xeon E5-2651 v2 @ 1.80GHz | 9,211 | 872 | \$278.10* |
| Intel Xeon E5-2658 @ 2.10GHz | 6,073 | 1239 | \$1,350.70* |
| Intel Xeon E5-2658 v2 @ 2.10GHz | 10,556 | 781 | \$3,604.00* |

| CPU Name | CPU Mark (higher is better) | Rank (lower is better) | Price (USD) |
|----------|--------------------------------|---------------------------|----------------|
|----------|--------------------------------|---------------------------|----------------|

 CPU Benchmarks ▼

| | | | |
|---|--------|------|-------------|
| <u>Intel Xeon E5-2658A v3 @ 2.20GHz</u> | 14,819 | 576 | \$1,832.00* |
| <u>Intel Xeon E5-2660 @ 2.20GHz</u> | 8,152 | 958 | \$29.39 |
| <u>Intel Xeon E5-2660 v2 @ 2.20GHz</u> | 10,656 | 779 | \$140.07 |
| <u>Intel Xeon E5-2660 v3 @ 2.60GHz</u> | 13,098 | 670 | \$69.99 |
| <u>Intel Xeon E5-2660 v4 @ 2.00GHz</u> | 15,974 | 529 | \$59.00 |
| <u>Intel Xeon E5-2663 v3 @ 2.80GHz</u> | 11,777 | 721 | NA |
| <u>Intel Xeon E5-2665 @ 2.40GHz</u> | 8,437 | 932 | \$12.99 |
| <u>Intel Xeon E5-2666 v3 @ 2.90GHz</u> | 14,276 | 609 | NA |
| <u>Intel Xeon E5-2667 @ 2.90GHz</u> | 7,477 | 1022 | \$97.19 |
| <u>Intel Xeon E5-2667 v2 @ 3.30GHz</u> | 12,240 | 704 | \$289.95 |
| <u>Intel Xeon E5-2667 v3 @ 3.20GHz</u> | 12,557 | 694 | \$981.57 |
| <u>Intel Xeon E5-2667 v4 @ 3.20GHz</u> | 14,087 | 618 | \$718.95 |
| <u>Intel Xeon E5-2669 v3 @ 2.30GHz</u> | 16,107 | 525 | NA |
| <u>Intel Xeon E5-2670 @ 2.60GHz</u> | 8,943 | 892 | \$56.74 |
| <u>Intel Xeon E5-2670 v2 @ 2.50GHz</u> | 11,490 | 732 | \$39.00 |
| <u>Intel Xeon E5-2670 v3 @ 2.30GHz</u> | 13,786 | 633 | \$23.99 |
| <u>Intel Xeon E5-2673 v2 @ 3.30GHz</u> | 12,128 | 707 | NA |
| <u>Intel Xeon E5-2673 v3 @ 2.40GHz</u> | 14,132 | 616 | \$700.00* |
| <u>Intel Xeon E5-2673 v4 @ 2.30GHz</u> | 21,056 | 354 | \$1,950.00* |
| <u>Intel Xeon E5-2675 v3 @ 1.80GHz</u> | 11,960 | 714 | NA |
| <u>Intel Xeon E5-2676 v3 @ 2.40GHz</u> | 13,964 | 622 | NA |
| <u>Intel Xeon E5-2676 v4 @ 2.40GHz</u> | 18,978 | 426 | NA |
| <u>Intel Xeon E5-2678 v3 @ 2.50GHz</u> | 14,691 | 585 | \$106.19* |
| <u>Intel Xeon E5-2679 v4 @ 2.50GHz</u> | 24,131 | 262 | \$2,702.00* |
| <u>Intel Xeon E5-2680 @ 2.70GHz</u> | 9,414 | 854 | \$29.00 |
| <u>Intel Xeon E5-2680 v2 @ 2.80GHz</u> | 12,622 | 692 | \$59.00 |
| <u>Intel Xeon E5-2680 v3 @ 2.50GHz</u> | 15,291 | 557 | \$186.45 |
| <u>Intel Xeon E5-2680 v4 @ 2.40GHz</u> | 17,941 | 466 | \$48.99 |
| <u>Intel Xeon E5-2680R v4 @ 2.40GHz</u> | 16,865 | 502 | NA |
| <u>Intel Xeon E5-2682 v4 @ 2.50GHz</u> | 19,702 | 401 | NA |
| <u>Intel Xeon E5-2683 v3 @ 2.00GHz</u> | 14,506 | 580 | \$128.00 |

| CPU Name | CPU Mark (higher is better) | Rank (lower is better) | Price (USD) |
|----------|--------------------------------|---------------------------|----------------|
|----------|--------------------------------|---------------------------|----------------|

CPU Benchmarks ▼

| | | | |
|---|--------|-----|-------------|
| <u>Intel Xeon E5-2686 v3 @ 2.00GHz</u> | 18,148 | 457 | NA |
| <u>Intel Xeon E5-2686 v4 @ 2.30GHz</u> | 20,770 | 367 | NA |
| <u>Intel Xeon E5-2687W @ 3.10GHz</u> | 9,941 | 824 | \$590.45 |
| <u>Intel Xeon E5-2687W v2 @ 3.40GHz</u> | 12,163 | 705 | \$406.19 |
| <u>Intel Xeon E5-2687W v3 @ 3.10GHz</u> | 14,716 | 583 | \$49.99 |
| <u>Intel Xeon E5-2687W v4 @ 3.00GHz</u> | 18,070 | 463 | \$945.45 |
| <u>Intel Xeon E5-2689 @ 2.60GHz</u> | 9,744 | 836 | \$182.75* |
| <u>Intel Xeon E5-2689 v4 @ 3.10GHz</u> | 17,040 | 496 | NA |
| <u>Intel Xeon E5-2690 @ 2.90GHz</u> | 9,789 | 834 | \$39.00 |
| <u>Intel Xeon E5-2690 v2 @ 3.00GHz</u> | 13,565 | 645 | \$73.99 |
| <u>Intel Xeon E5-2690 v3 @ 2.60GHz</u> | 16,440 | 515 | \$69.00 |
| <u>Intel Xeon E5-2690 v4 @ 2.60GHz</u> | 19,986 | 391 | \$401.45 |
| <u>Intel Xeon E5-2692 v2 @ 2.20GHz</u> | 12,119 | 708 | NA |
| <u>Intel Xeon E5-2695 v2 @ 2.40GHz</u> | 13,201 | 666 | \$59.00 |
| <u>Intel Xeon E5-2695 v3 @ 2.30GHz</u> | 16,400 | 519 | \$82.60 |
| <u>Intel Xeon E5-2695 v4 @ 2.10GHz</u> | 19,656 | 403 | \$590.10 |
| <u>Intel Xeon E5-2696 v2 @ 2.50GHz</u> | 14,349 | 605 | NA |
| <u>Intel Xeon E5-2696 v3 @ 2.30GHz</u> | 23,320 | 285 | \$2,498.00* |
| <u>Intel Xeon E5-2696 v4 @ 2.20GHz</u> | 25,102 | 245 | \$2,498.95 |
| <u>Intel Xeon E5-2697 v2 @ 2.70GHz</u> | 14,334 | 606 | \$181.19 |
| <u>Intel Xeon E5-2697 v3 @ 2.60GHz</u> | 18,955 | 427 | \$180.19 |
| <u>Intel Xeon E5-2697 v4 @ 2.30GHz</u> | 19,836 | 394 | \$488.10 |
| <u>Intel Xeon E5-2697A v4 @ 2.60GHz</u> | 21,841 | 333 | NA |
| <u>Intel Xeon E5-2697R v4 @ 2.30GHz</u> | 20,843 | 364 | NA |
| <u>Intel Xeon E5-2698 v3 @ 2.30GHz</u> | 18,894 | 430 | \$729.95* |
| <u>Intel Xeon E5-2698 v4 @ 2.20GHz</u> | 23,048 | 294 | \$908.70* |
| <u>Intel Xeon E5-2698B v3 @ 2.00GHz</u> | 16,633 | 509 | NA |
| <u>Intel Xeon E5-2698R v4 @ 2.20GHz</u> | 25,605 | 235 | NA |
| <u>Intel Xeon E5-2699 v3 @ 2.30GHz</u> | 20,026 | 390 | \$589.95 |
| <u>Intel Xeon E5-2699 v4 @ 2.20GHz</u> | 24,645 | 257 | \$7,455.88* |
| <u>Intel Xeon E5-2699A v4 @ 2.10GHz</u> | 14,917 | 571 | \$4,938.00* |

| CPU Name | CPU Mark (higher is better) | Rank (lower is better) | Price (USD) |
|----------|--------------------------------|---------------------------|----------------|
|----------|--------------------------------|---------------------------|----------------|

 CPU Benchmarks ▼

| | | | |
|---|--------|------|-------------|
| <u>Intel Xeon E5-4607 v2 @ 2.60GHz</u> | 6,986 | 1096 | \$72.80* |
| <u>Intel Xeon E5-4610 @ 2.40GHz</u> | 6,460 | 1164 | \$215.19 |
| <u>Intel Xeon E5-4610 v3 @ 1.70GHz</u> | 7,229 | 1057 | \$1,219.00* |
| <u>Intel Xeon E5-4617 @ 2.90GHz</u> | 6,298 | 1197 | \$35.88* |
| <u>Intel Xeon E5-4620 @ 2.20GHz</u> | 6,830 | 1118 | \$67.64* |
| <u>Intel Xeon E5-4620 v2 @ 2.60GHz</u> | 9,540 | 846 | \$91.00* |
| <u>Intel Xeon E5-4620 v3 @ 2.00GHz</u> | 10,525 | 786 | \$20.18* |
| <u>Intel Xeon E5-4627 v2 @ 3.30GHz</u> | 9,320 | 864 | \$498.95* |
| <u>Intel Xeon E5-4627 v3 @ 2.60GHz</u> | 11,344 | 741 | \$2,400.00* |
| <u>Intel Xeon E5-4627 v4 @ 2.60GHz</u> | 12,969 | 674 | \$999.99* |
| <u>Intel Xeon E5-4640 @ 2.40GHz</u> | 7,012 | 1087 | \$39.00 |
| <u>Intel Xeon E5-4640 v3 @ 1.90GHz</u> | 10,372 | 796 | NA |
| <u>Intel Xeon E5-4648 v3 @ 1.70GHz</u> | 9,061 | 887 | NA |
| <u>Intel Xeon E5-4650 @ 2.70GHz</u> | 8,630 | 916 | \$49.00 |
| <u>Intel Xeon E5-4650 v2 @ 2.40GHz</u> | 11,064 | 755 | \$498.95* |
| <u>Intel Xeon E5-4650 v3 @ 2.10GHz</u> | 10,838 | 769 | \$3,838.00* |
| <u>Intel Xeon E5-4650L @ 2.60GHz</u> | 8,472 | 927 | \$58.87* |
| <u>Intel Xeon E5-4655 v3 @ 2.90GHz</u> | 9,377 | 857 | \$4,616.00* |
| <u>Intel Xeon E5-4657L v2 @ 2.40GHz</u> | 11,353 | 738 | \$751.19* |
| <u>Intel Xeon E5-4660 v3 @ 2.10GHz</u> | 14,256 | 611 | \$4,800.00* |
| <u>Intel Xeon E5-4660 v4 @ 2.20GHz</u> | 15,375 | 553 | \$3,609.00* |
| <u>Intel Xeon E5-4667 v3 @ 2.00GHz</u> | 15,397 | 552 | \$5,729.00* |
| <u>Intel Xeon E5-4667 v4 @ 2.20GHz</u> | 20,319 | 380 | \$5,729.00* |
| <u>Intel Xeon E5-4669 v3 @ 2.10GHz</u> | 17,430 | 479 | \$5,400.00* |
| <u>Intel Xeon E5-4669 v4 @ 2.20GHz</u> | 11,523 | 730 | NA |
| <u>Intel Xeon E7-8880 v3 @ 2.30GHz</u> | 18,244 | 454 | \$133.00* |
| <u>Intel Xeon E7-8891 v3 @ 2.80GHz</u> | 21,615 | 340 | \$6,841.00* |
| <u>Intel Xeon E7- 2830 @ 2.13GHz</u> | 2,027 | 2334 | \$1,779.00* |
| <u>Intel Xeon E3110 @ 3.00GHz</u> | 1,242 | 2861 | \$199.95* |
| <u>Intel Xeon E3113 @ 3.00GHz</u> | 1,429 | 2726 | \$9.79* |
| <u>Intel Xeon E3120 @ 3.16GHz</u> | 1,408 | 2742 | NA |

| CPU Name | CPU Mark (higher is better) | Rank (lower is better) | Price (USD) |
|----------|--------------------------------|---------------------------|----------------|
|----------|--------------------------------|---------------------------|----------------|

 CPU Benchmarks 

| | | | |
|---|-------|------|-----------|
| <u>Intel Xeon E5310 @ 1.60GHz</u> | 1,306 | 2808 | \$49.00* |
| <u>Intel Xeon E5320 @ 1.86GHz</u> | 1,469 | 2698 | \$38.75* |
| <u>Intel Xeon E5335 @ 2.00GHz</u> | 1,549 | 2642 | \$17.77* |
| <u>Intel Xeon E5345 @ 2.33GHz</u> | 1,868 | 2439 | \$14.99 |
| <u>Intel Xeon E5405 @ 2.00GHz</u> | 1,702 | 2543 | \$235.49 |
| <u>Intel Xeon E5410 @ 2.33GHz</u> | 1,990 | 2356 | \$10.69* |
| <u>Intel Xeon E5420 @ 2.50GHz</u> | 2,005 | 2347 | \$249.95* |
| <u>Intel Xeon E5430 @ 2.66GHz</u> | 2,210 | 2245 | \$229.95* |
| <u>Intel Xeon E5440 @ 2.83GHz</u> | 2,337 | 2170 | \$37.99* |
| <u>Intel Xeon E5450 @ 3.00GHz</u> | 2,493 | 2088 | \$36.99* |
| <u>Intel Xeon E5462 @ 2.80GHz</u> | 2,067 | 2316 | \$226.00* |
| <u>Intel Xeon E5472 @ 3.00GHz</u> | 2,286 | 2205 | \$20.04* |
| <u>Intel Xeon E5502 @ 1.87GHz</u> | 837 | 3242 | \$39.00 |
| <u>Intel Xeon E5503 @ 2.00GHz</u> | 804 | 3276 | \$142.19* |
| <u>Intel Xeon E5504 @ 2.00GHz</u> | 1,519 | 2666 | \$29.00 |
| <u>Intel Xeon E5506 @ 2.13GHz</u> | 1,967 | 2368 | \$96.00* |
| <u>Intel Xeon E5507 @ 2.27GHz</u> | 1,928 | 2397 | \$100.00 |
| <u>Intel Xeon E5520 @ 2.27GHz</u> | 2,517 | 2074 | \$53.20 |
| <u>Intel Xeon E5530 @ 2.40GHz</u> | 2,624 | 2031 | \$29.99 |
| <u>Intel Xeon E5540 @ 2.53GHz</u> | 2,738 | 1989 | \$45.34 |
| <u>Intel Xeon E5603 @ 1.60GHz</u> | 1,935 | 2393 | \$95.19 |
| <u>Intel Xeon E5606 @ 2.13GHz</u> | 2,365 | 2152 | \$29.00 |
| <u>Intel Xeon E5607 @ 2.27GHz</u> | 2,686 | 2010 | \$38.12 |
| <u>Intel Xeon E5620 @ 2.40GHz</u> | 3,502 | 1713 | \$35.58 |
| <u>Intel Xeon E5630 @ 2.53GHz</u> | 3,730 | 1657 | \$154.00 |
| <u>Intel Xeon E5640 @ 2.67GHz</u> | 3,842 | 1630 | \$29.00 |
| <u>Intel Xeon E5645 @ 2.40GHz</u> | 4,926 | 1429 | \$100.00 |
| <u>Intel Xeon E5649 @ 2.53GHz</u> | 5,229 | 1389 | \$12.99 |
| <u>Intel Xeon E7320 @ 2.13GHz</u> | 1,469 | 2697 | NA |
| <u>Intel Xeon E-2104G @ 3.20GHz</u> | 5,944 | 1259 | \$510.00* |
| <u>Intel Xeon E-2124 @ 3.30GHz</u> | 6,998 | 1091 | \$319.45 |

| CPU Name | CPU Mark (higher is better) | Rank (lower is better) | Price (USD) |
|----------|--------------------------------|---------------------------|----------------|
|----------|--------------------------------|---------------------------|----------------|

 CPU Benchmarks 

| | | | |
|---|--------|------|-------------|
| <u>Intel Xeon E-2134 @ 3.50GHz</u> | 8,960 | 890 | \$184.66 |
| <u>Intel Xeon E-2136 @ 3.30GHz</u> | 13,411 | 653 | \$319.88 |
| <u>Intel Xeon E-2144G @ 3.60GHz</u> | 9,322 | 863 | \$331.84* |
| <u>Intel Xeon E-2146G @ 3.50GHz</u> | 13,255 | 660 | \$495.64 |
| <u>Intel Xeon E-2174G @ 3.80GHz</u> | 9,652 | 839 | \$99.99 |
| <u>Intel Xeon E-2176G @ 3.70GHz</u> | 13,586 | 644 | \$444.99 |
| <u>Intel Xeon E-2176M @ 2.70GHz</u> | 10,886 | 765 | \$450.00* |
| <u>Intel Xeon E-2186G @ 3.80GHz</u> | 13,940 | 625 | \$429.99 |
| <u>Intel Xeon E-2186M @ 2.90GHz</u> | 11,437 | 733 | \$623.00* |
| <u>Intel Xeon E-2224 @ 3.40GHz</u> | 7,207 | 1061 | \$262.01* |
| <u>Intel Xeon E-2224G @ 3.50GHz</u> | 7,637 | 1004 | \$268.02* |
| <u>Intel Xeon E-2226G @ 3.40GHz</u> | 11,073 | 753 | \$382.14 |
| <u>Intel Xeon E-2234 @ 3.60GHz</u> | 9,903 | 826 | \$309.99 |
| <u>Intel Xeon E-2236 @ 3.40GHz</u> | 14,214 | 613 | \$399.95 |
| <u>Intel Xeon E-2244G @ 3.80GHz</u> | 9,582 | 845 | \$334.73* |
| <u>Intel Xeon E-2246G @ 3.60GHz</u> | 14,060 | 619 | \$311.00* |
| <u>Intel Xeon E-2254ML @ 1.70GHz</u> | 6,333 | 1189 | NA |
| <u>Intel Xeon E-2274G @ 4.00GHz</u> | 9,712 | 837 | \$431.54* |
| <u>Intel Xeon E-2276G @ 3.80GHz</u> | 13,803 | 632 | \$460.29* |
| <u>Intel Xeon E-2276M @ 2.80GHz</u> | 11,712 | 723 | \$450.00* |
| <u>Intel Xeon E-2276ME @ 2.80GHz</u> | 8,167 | 957 | \$450.00* |
| <u>Intel Xeon E-2276ML @ 2.00GHz</u> | 6,353 | 1185 | NA |
| <u>Intel Xeon E-2278G @ 3.40GHz</u> | 16,964 | 500 | \$494.00* |
| <u>Intel Xeon E-2278GE @ 3.30GHz</u> | 15,895 | 535 | \$494.00* |
| <u>Intel Xeon E-2278GEL @ 2.00GHz</u> | 12,024 | 712 | \$494.00* |
| <u>Intel Xeon E-2286G @ 4.00GHz</u> | 13,624 | 642 | \$729.99* |
| <u>Intel Xeon E-2286M @ 2.40GHz</u> | 15,153 | 564 | \$1,373.18* |
| <u>Intel Xeon E-2288G @ 3.70GHz</u> | 17,418 | 481 | \$539.00* |
| <u>Intel Xeon E-2314 @ 2.80GHz</u> | 8,256 | 945 | \$195.00* |
| <u>Intel Xeon E-2324G @ 3.10GHz</u> | 10,603 | 781 | \$279.99 |
| <u>Intel Xeon E-2334 @ 3.40GHz</u> | 13,189 | 667 | \$299.99 |

| CPU Name | CPU Mark (higher is better) | Rank (lower is better) | Price (USD) |
|----------|--------------------------------|---------------------------|----------------|
|----------|--------------------------------|---------------------------|----------------|

CPU Benchmarks

| | | | |
|--|--------|-----|-------------|
| <u>Intel Xeon E-2374G @ 3.70GHz</u> | 13,860 | 629 | \$449.99 |
| <u>Intel Xeon E-2378 @ 2.60GHz</u> | 17,952 | 465 | \$386.00* |
| <u>Intel Xeon E-2378G @ 2.80GHz</u> | 22,755 | 306 | \$650.78 |
| <u>Intel Xeon E-2386G @ 3.50GHz</u> | 19,339 | 414 | \$482.00* |
| <u>Intel Xeon E-2388G @ 3.20GHz</u> | 23,844 | 273 | \$539.00* |
| <u>Intel Xeon Gold 5115 @ 2.40GHz</u> | 14,649 | 587 | \$675.00 |
| <u>Intel Xeon Gold 5117 @ 2.00GHz</u> | 15,816 | 539 | NA |
| <u>Intel Xeon Gold 5118 @ 2.30GHz</u> | 16,409 | 518 | \$209.88 |
| <u>Intel Xeon Gold 5120 @ 2.20GHz</u> | 17,686 | 472 | \$1,561.00* |
| <u>Intel Xeon Gold 5120T @ 2.20GHz</u> | 18,127 | 459 | \$1,727.00* |
| <u>Intel Xeon Gold 5122 @ 3.60GHz</u> | 8,786 | 902 | \$269.56 |
| <u>Intel Xeon Gold 5215 @ 2.50GHz</u> | 15,608 | 547 | \$1,124.30 |
| <u>Intel Xeon Gold 5217 @ 3.00GHz</u> | 15,429 | 550 | \$1,588.75 |
| <u>Intel Xeon Gold 5218 @ 2.30GHz</u> | 22,376 | 316 | \$1,083.00 |
| <u>Intel Xeon Gold 5218R @ 2.10GHz</u> | 25,916 | 232 | \$940.00 |
| <u>Intel Xeon Gold 5218T @ 2.10GHz</u> | 21,433 | 343 | \$1,349.00* |
| <u>Intel Xeon Gold 5220 @ 2.20GHz</u> | 24,736 | 254 | \$1,399.12 |
| <u>Intel Xeon Gold 5220R @ 2.20GHz</u> | 33,370 | 133 | \$1,300.00 |
| <u>Intel Xeon Gold 5222 @ 3.80GHz</u> | 9,436 | 852 | \$1,216.41 |
| <u>Intel Xeon Gold 5315Y @ 3.20GHz</u> | 20,724 | 369 | \$1,438.15 |
| <u>Intel Xeon Gold 5317 @ 3.00GHz</u> | 27,402 | 208 | \$945.00 |
| <u>Intel Xeon Gold 5318Y @ 2.10GHz</u> | 31,695 | 150 | \$1,361.00* |
| <u>Intel Xeon Gold 5320 @ 2.20GHz</u> | 37,558 | 108 | \$1,668.95 |
| <u>Intel Xeon Gold 5415+</u> | 25,033 | 246 | \$1,066.00* |
| <u>Intel Xeon Gold 6122 @ 1.80GHz</u> | 23,781 | 275 | \$2,002.00* |
| <u>Intel Xeon Gold 6126 @ 2.60GHz</u> | 19,223 | 419 | \$248.16 |
| <u>Intel Xeon Gold 6128 @ 3.40GHz</u> | 13,605 | 643 | \$310.00 |
| <u>Intel Xeon Gold 6130 @ 2.10GHz</u> | 20,956 | 360 | \$393.25 |
| <u>Intel Xeon Gold 6130T @ 2.10GHz</u> | 21,804 | 335 | \$2,550.00* |
| <u>Intel Xeon Gold 6132 @ 2.60GHz</u> | 22,503 | 314 | \$196.68 |
| <u>Intel Xeon Gold 6133 @ 2.50GHz</u> | 11,172 | 996 | NA |

| CPU Name | CPU Mark (higher is better) | Rank (lower is better) | Price (USD) |
|----------|--------------------------------|---------------------------|----------------|
|----------|--------------------------------|---------------------------|----------------|

CPU Benchmarks

| | | | |
|---|--------|-----|-------------|
| <u>Intel Xeon Gold 6137 @ 3.90GHz</u> | 19,365 | 413 | NA |
| <u>Intel Xeon Gold 6138 @ 2.00GHz</u> | 19,207 | 420 | \$641.47 |
| <u>Intel Xeon Gold 6138T @ 2.00GHz</u> | 24,800 | 252 | \$3,345.78* |
| <u>Intel Xeon Gold 6140 @ 2.30GHz</u> | 23,937 | 268 | \$289.08 |
| <u>Intel Xeon Gold 6143 @ 2.80GHz</u> | 24,786 | 253 | NA |
| <u>Intel Xeon Gold 6144 @ 3.50GHz</u> | 18,656 | 438 | \$2,931.99 |
| <u>Intel Xeon Gold 6146 @ 3.20GHz</u> | 23,417 | 282 | \$1,667.00 |
| <u>Intel Xeon Gold 6148 @ 2.40GHz</u> | 28,982 | 183 | \$300.00 |
| <u>Intel Xeon Gold 6150 @ 2.70GHz</u> | 25,487 | 238 | \$473.00 |
| <u>Intel Xeon Gold 6152 @ 2.10GHz</u> | 22,802 | 305 | \$283.80 |
| <u>Intel Xeon Gold 6154 @ 3.00GHz</u> | 29,488 | 176 | \$2,193.00 |
| <u>Intel Xeon Gold 6208U @ 2.90GHz</u> | 27,085 | 214 | \$800.00 |
| <u>Intel Xeon Gold 6210U @ 2.50GHz</u> | 28,915 | 184 | \$2,343.23 |
| <u>Intel Xeon Gold 6212U @ 2.40GHz</u> | 27,470 | 205 | \$2,000.00* |
| <u>Intel Xeon Gold 6226 @ 2.70GHz</u> | 19,810 | 396 | \$1,288.88 |
| <u>Intel Xeon Gold 6226R @ 2.90GHz</u> | 27,092 | 213 | \$1,100.00 |
| <u>Intel Xeon Gold 6230 @ 2.10GHz</u> | 26,888 | 216 | \$1,318.68 |
| <u>Intel Xeon Gold 6230R @ 2.10GHz</u> | 34,251 | 126 | \$1,399.12 |
| <u>Intel Xeon Gold 6238 @ 2.10GHz</u> | 27,617 | 202 | \$1,495.95* |
| <u>Intel Xeon Gold 6238R @ 2.20GHz</u> | 37,511 | 109 | \$2,343.50 |
| <u>Intel Xeon Gold 6242 @ 2.80GHz</u> | 26,288 | 226 | \$1,287.16 |
| <u>Intel Xeon Gold 6242R @ 3.10GHz</u> | 34,963 | 120 | \$1,998.75 |
| <u>Intel Xeon Gold 6244 @ 3.60GHz</u> | 19,500 | 411 | \$2,970.00* |
| <u>Intel Xeon Gold 6246 @ 3.30GHz</u> | 24,446 | 260 | \$3,113.22* |
| <u>Intel Xeon Gold 6246R @ 3.40GHz</u> | 30,468 | 164 | \$2,204.00 |
| <u>Intel Xeon Gold 6248 @ 2.50GHz</u> | 29,504 | 174 | \$1,792.84 |
| <u>Intel Xeon Gold 6248R @ 3.00GHz</u> | 38,604 | 102 | \$2,180.25 |
| <u>Intel Xeon Gold 6250 @ 3.90GHz</u> | 20,915 | 361 | \$3,274.20 |
| <u>Intel Xeon Gold 6252 @ 2.10GHz</u> | 27,148 | 211 | \$1,978.68 |
| <u>Intel Xeon Gold 6253CL @ 3.10GHz</u> | 28,549 | 188 | NA |
| <u>Intel Xeon Gold 6254 @ 3.10GHz</u> | 29,356 | 180 | \$2,708.82 |

| CPU Name | CPU Mark (higher is better) | Rank (lower is better) | Price (USD) |
|---|--------------------------------|---------------------------|----------------|
| Home CPU Benchmarks ▼ | | | |
| Intel Xeon Gold 6312U @ 2.40GHz | 44,215 | 76 | \$1,809.59* |
| Intel Xeon Gold 6314U @ 2.30GHz | 51,014 | 51 | \$2,782.00* |
| Intel Xeon Gold 6326 @ 2.90GHz | 35,328 | 118 | \$1,349.15 |
| Intel Xeon Gold 6330 @ 2.00GHz | 43,056 | 79 | \$1,313.02 |
| Intel Xeon Gold 6334 @ 3.60GHz | 22,160 | 320 | \$2,751.29* |
| Intel Xeon Gold 6336Y @ 2.40GHz | 45,517 | 73 | \$2,857.95* |
| Intel Xeon Gold 6338N @ 2.20GHz | 46,583 | 67 | \$4,671.69* |
| Intel Xeon Gold 6342 @ 2.80GHz | 47,320 | 63 | \$3,272.00* |
| Intel Xeon Gold 6346 @ 3.10GHz | 37,722 | 106 | \$1,788.26 |
| Intel Xeon Gold 6348 @ 2.60GHz | 52,276 | 46 | \$2,195.00 |
| Intel Xeon Gold 6354 @ 3.00GHz | 41,445 | 86 | \$2,757.99* |
| Intel Xeon L3110 @ 3.00GHz | 1,338 | 2788 | NA |
| Intel Xeon L3360 @ 2.83GHz | 2,306 | 2191 | \$89.23* |
| Intel Xeon L3406 @ 2.27GHz | 928 | 3163 | \$258.19 |
| Intel Xeon L3426 @ 1.87GHz | 2,590 | 2047 | \$199.99 |
| Intel Xeon L5240 @ 3.00GHz | 1,337 | 2789 | \$31.40* |
| Intel Xeon L5310 @ 1.60GHz | 1,385 | 2755 | \$112.50* |
| Intel Xeon L5320 @ 1.86GHz | 1,118 | 2973 | \$69.99* |
| Intel Xeon L5335 @ 2.00GHz | 1,678 | 2553 | \$18.79* |
| Intel Xeon L5408 @ 2.13GHz | 1,769 | 2503 | NA |
| Intel Xeon L5410 @ 2.33GHz | 1,921 | 2400 | \$100.08* |
| Intel Xeon L5420 @ 2.50GHz | 2,076 | 2308 | \$27.50* |
| Intel Xeon L5430 @ 2.66GHz | 2,260 | 2219 | \$236.00* |
| Intel Xeon L5520 @ 2.27GHz | 2,274 | 2214 | \$29.00 |
| Intel Xeon L5530 @ 2.40GHz | 2,522 | 2072 | \$148.37* |
| Intel Xeon L5609 @ 1.87GHz | 3,298 | 1779 | NA |
| Intel Xeon L5630 @ 2.13GHz | 2,985 | 1894 | \$99.32* |
| Intel Xeon L5638 @ 2.00GHz | 3,707 | 1665 | \$69.90* |
| Intel Xeon L5639 @ 2.13GHz | 4,419 | 1510 | NA |
| Intel Xeon L5640 @ 2.27GHz | 4,692 | 1461 | \$69.02 |
| Intel Xeon L 7455 @ 2.13GHz | 2,194 | 2087 | NA |

| CPU Name | CPU Mark (higher is better) | Rank (lower is better) | Price (USD) |
|----------|--------------------------------|---------------------------|----------------|
|----------|--------------------------------|---------------------------|----------------|

CPU Benchmarks ▼

| | | | |
|---|--------|------|-------------|
| <u>Intel Xeon Platinum 8151 @ 3.40GHz</u> | 6,591 | 1148 | NA |
| <u>Intel Xeon Platinum 8160 @ 2.10GHz</u> | 26,485 | 221 | \$2,860.00 |
| <u>Intel Xeon Platinum 8167M @ 2.00GHz</u> | 25,396 | 242 | NA |
| <u>Intel Xeon Platinum 8168 @ 2.70GHz</u> | 32,616 | 143 | \$2,450.00 |
| <u>Intel Xeon Platinum 8171M @ 2.60GHz</u> | 30,632 | 162 | NA |
| <u>Intel Xeon Platinum 8173M @ 2.00GHz</u> | 31,837 | 149 | NA |
| <u>Intel Xeon Platinum 8175M @ 2.50GHz</u> | 26,659 | 220 | NA |
| <u>Intel Xeon Platinum 8176 @ 2.10GHz</u> | 23,179 | 291 | \$2,793.70* |
| <u>Intel Xeon Platinum 8180 @ 2.50GHz</u> | 35,208 | 119 | \$5,945.00 |
| <u>Intel Xeon Platinum 8259CL @ 2.50GHz</u> | 33,279 | 134 | NA |
| <u>Intel Xeon Platinum 8260 @ 2.40GHz</u> | 29,360 | 179 | \$3,177.00 |
| <u>Intel Xeon Platinum 8260M @ 2.30GHz</u> | 33,970 | 127 | \$7,705.00* |
| <u>Intel Xeon Platinum 8268 @ 2.90GHz</u> | 31,632 | 151 | \$6,005.98* |
| <u>Intel Xeon Platinum 8275CL @ 3.00GHz</u> | 40,794 | 91 | NA |
| <u>Intel Xeon Platinum 8280 @ 2.70GHz</u> | 37,575 | 107 | \$5,595.00 |
| <u>Intel Xeon Platinum 8347C @ 2.10GHz</u> | 49,386 | 55 | NA |
| <u>Intel Xeon Platinum 8358 @ 2.60GHz</u> | 54,416 | 43 | \$5,097.75* |
| <u>Intel Xeon Platinum 8375C @ 2.90GHz</u> | 51,836 | 47 | NA |
| <u>Intel Xeon Platinum 8380 @ 2.30GHz</u> | 62,318 | 27 | \$8,978.00* |
| <u>Intel Xeon Platinum P-8124 @ 3.00GHz</u> | 22,674 | 311 | NA |
| <u>Intel Xeon Silver 4108 @ 1.80GHz</u> | 8,736 | 906 | \$184.80 |
| <u>Intel Xeon Silver 4109T @ 2.00GHz</u> | 10,348 | 799 | \$692.02* |
| <u>Intel Xeon Silver 4110 @ 2.10GHz</u> | 9,990 | 818 | \$91.00 |
| <u>Intel Xeon Silver 4112 @ 2.60GHz</u> | 6,379 | 1181 | \$104.28 |
| <u>Intel Xeon Silver 4114 @ 2.20GHz</u> | 12,883 | 681 | \$300.00 |
| <u>Intel Xeon Silver 4116 @ 2.10GHz</u> | 15,052 | 570 | \$462.00 |
| <u>Intel Xeon Silver 4116T @ 2.10GHz</u> | 15,187 | 563 | \$1,112.00* |
| <u>Intel Xeon Silver 4123 @ 3.00GHz</u> | 14,405 | 603 | NA |
| <u>Intel Xeon Silver 4208 @ 2.10GHz</u> | 11,161 | 746 | \$291.32 |
| <u>Intel Xeon Silver 4209T @ 2.20GHz</u> | 11,080 | 750 | \$649.25* |
| <u>Intel Xeon Silver 4210 @ 2.20GHz</u> | 13,008 | 626 | \$371.25 |

| CPU Name | CPU Mark (higher is better) | Rank (lower is better) | Price (USD) |
|----------|--------------------------------|---------------------------|----------------|
|----------|--------------------------------|---------------------------|----------------|

CPU Benchmarks

| | | | |
|--|--------|------|-------------|
| <u>Intel Xeon Silver 4214R @ 2.40GHz</u> | 18,242 | 455 | \$600.00 |
| <u>Intel Xeon Silver 4214Y @ 2.20GHz</u> | 16,442 | 514 | \$699.59 |
| <u>Intel Xeon Silver 4215 @ 2.50GHz</u> | 14,439 | 599 | \$598.13 |
| <u>Intel Xeon Silver 4215R @ 3.20GHz</u> | 15,056 | 569 | \$700.00 |
| <u>Intel Xeon Silver 4216 @ 2.10GHz</u> | 20,613 | 373 | \$912.40 |
| <u>Intel Xeon Silver 4309Y @ 2.80GHz</u> | 19,227 | 418 | \$338.53 |
| <u>Intel Xeon Silver 4310 @ 2.10GHz</u> | 23,372 | 284 | \$445.32 |
| <u>Intel Xeon Silver 4310T @ 2.30GHz</u> | 20,973 | 357 | \$783.99* |
| <u>Intel Xeon Silver 4314 @ 2.40GHz</u> | 29,347 | 181 | \$665.42 |
| <u>Intel Xeon Silver 4316 @ 2.30GHz</u> | 37,264 | 111 | \$950.00 |
| <u>Intel Xeon W3503 @ 2.40GHz</u> | 1,065 | 3024 | \$9.99* |
| <u>Intel Xeon W3505 @ 2.53GHz</u> | 1,153 | 2946 | \$14.86* |
| <u>Intel Xeon W3520 @ 2.67GHz</u> | 2,844 | 1949 | \$59.00* |
| <u>Intel Xeon W3530 @ 2.80GHz</u> | 3,044 | 1875 | \$338.14* |
| <u>Intel Xeon W3540 @ 2.93GHz</u> | 3,031 | 1882 | \$498.00 |
| <u>Intel Xeon W3550 @ 3.07GHz</u> | 3,215 | 1811 | \$49.95* |
| <u>Intel Xeon W3565 @ 3.20GHz</u> | 3,356 | 1758 | \$59.95* |
| <u>Intel Xeon W3570 @ 3.20GHz</u> | 3,185 | 1821 | \$469.95* |
| <u>Intel Xeon W3580 @ 3.33GHz</u> | 3,573 | 1696 | \$214.50* |
| <u>Intel Xeon W3670 @ 3.20GHz</u> | 6,436 | 1171 | \$295.19 |
| <u>Intel Xeon W3680 @ 3.33GHz</u> | 6,922 | 1108 | \$319.19 |
| <u>Intel Xeon W3690 @ 3.47GHz</u> | 7,236 | 1055 | \$450.19 |
| <u>Intel Xeon W5580 @ 3.20GHz</u> | 3,386 | 1747 | \$470.45 |
| <u>Intel Xeon W5590 @ 3.33GHz</u> | 3,342 | 1762 | \$1,406.34* |
| <u>Intel Xeon W-1250 @ 3.30GHz</u> | 13,760 | 635 | \$364.99 |
| <u>Intel Xeon W-1250E @ 3.50GHz</u> | 13,888 | 628 | \$260.00* |
| <u>Intel Xeon W-1250P @ 4.10GHz</u> | 14,440 | 598 | \$321.50* |
| <u>Intel Xeon W-1270 @ 3.40GHz</u> | 17,906 | 467 | \$362.00* |
| <u>Intel Xeon W-1270E @ 3.40GHz</u> | 18,635 | 439 | \$367.00* |
| <u>Intel Xeon W-1270P @ 3.80GHz</u> | 19,245 | 417 | \$789.99 |
| <u>Intel Xeon W-1270TE @ 2.00GHz</u> | 13,553 | 646 | \$367.00* |

| CPU Name | CPU Mark (higher is better) | Rank (lower is better) | Price (USD) |
|----------|--------------------------------|---------------------------|----------------|
|----------|--------------------------------|---------------------------|----------------|

CPU Benchmarks

| | | | |
|---|--------|------|-------------|
| <u>Intel Xeon W-1290P @ 3.70GHz</u> | 22,730 | 308 | \$649.40* |
| <u>Intel Xeon W-1290T @ 1.90GHz</u> | 18,409 | 446 | \$494.00* |
| <u>Intel Xeon W-1350 @ 3.30GHz</u> | 19,015 | 425 | \$335.99 |
| <u>Intel Xeon W-1350P @ 4.00GHz</u> | 20,032 | 389 | \$359.99 |
| <u>Intel Xeon W-1370 @ 2.90GHz</u> | 23,908 | 269 | \$468.99 |
| <u>Intel Xeon W-1370P @ 3.60GHz</u> | 24,961 | 247 | \$499.99 |
| <u>Intel Xeon W-1390 @ 2.80GHz</u> | 23,902 | 270 | \$559.99 |
| <u>Intel Xeon W-1390P @ 3.50GHz</u> | 25,451 | 241 | NA |
| <u>Intel Xeon W-2102 @ 2.90GHz</u> | 5,124 | 1397 | \$286.99* |
| <u>Intel Xeon W-2104 @ 3.20GHz</u> | 5,726 | 1289 | \$255.00* |
| <u>Intel Xeon W-2123 @ 3.60GHz</u> | 8,518 | 923 | \$427.11* |
| <u>Intel Xeon W-2125 @ 4.00GHz</u> | 9,993 | 816 | \$564.95* |
| <u>Intel Xeon W-2133 @ 3.60GHz</u> | 12,570 | 693 | \$617.00* |
| <u>Intel Xeon W-2135 @ 3.70GHz</u> | 14,196 | 615 | \$1,007.70* |
| <u>Intel Xeon W-2140B @ 3.20GHz</u> | 17,293 | 487 | NA |
| <u>Intel Xeon W-2145 @ 3.70GHz</u> | 18,091 | 462 | \$1,224.67* |
| <u>Intel Xeon W-2150B @ 3.00GHz</u> | 20,418 | 379 | NA |
| <u>Intel Xeon W-2155 @ 3.30GHz</u> | 21,079 | 352 | \$1,530.39* |
| <u>Intel Xeon W-2170B @ 2.50GHz</u> | 23,964 | 267 | NA |
| <u>Intel Xeon W-2175 @ 2.50GHz</u> | 22,962 | 301 | \$800.00* |
| <u>Intel Xeon W-2191B @ 2.30GHz</u> | 28,815 | 186 | NA |
| <u>Intel Xeon W-2195 @ 2.30GHz</u> | 28,180 | 193 | \$1,983.82* |
| <u>Intel Xeon W-2223 @ 3.60GHz</u> | 8,636 | 914 | \$339.41 |
| <u>Intel Xeon W-2225 @ 4.10GHz</u> | 10,685 | 778 | \$605.52* |
| <u>Intel Xeon W-2235 @ 3.80GHz</u> | 14,373 | 604 | \$615.99 |
| <u>Intel Xeon W-2245 @ 3.90GHz</u> | 19,511 | 410 | \$841.75* |
| <u>Intel Xeon W-2255 @ 3.70GHz</u> | 22,228 | 318 | \$778.00* |
| <u>Intel Xeon W-2265 @ 3.50GHz</u> | 26,052 | 229 | \$1,190.64* |
| <u>Intel Xeon W-2275 @ 3.30GHz</u> | 28,037 | 197 | \$2,058.00* |
| <u>Intel Xeon W-2295 @ 3.00GHz</u> | 31,141 | 157 | \$1,670.25* |
| <u>Intel Xeon W-3175X @ 3.10GHz</u> | 37,167 | 112 | \$2,660.60 |

| CPU Name | CPU Mark (higher is better) | Rank (lower is better) | Price (USD) |
|--|--------------------------------|---------------------------|----------------|
| Home CPU Benchmarks ▼ | | | |
| Intel Xeon W-3245 @ 3.20GHz | 30,308 | 168 | \$2,683.99* |
| Intel Xeon W-3245M @ 3.20GHz | 27,503 | 204 | \$5,002.00* |
| Intel Xeon W-3265 @ 2.70GHz | 30,105 | 171 | \$4,551.37* |
| Intel Xeon W-3265M @ 2.70GHz | 32,025 | 147 | \$6,353.00* |
| Intel Xeon W-3275M @ 2.50GHz | 39,979 | 97 | \$7,453.00* |
| Intel Xeon W-3323 @ 3.50GHz | 25,875 | 233 | \$949.00* |
| Intel Xeon W-3335 @ 3.40GHz | 39,317 | 99 | \$1,299.00* |
| Intel Xeon W-3345 @ 3.00GHz | 48,261 | 61 | \$2,499.00* |
| Intel Xeon W-3365 @ 2.70GHz | 59,038 | 35 | \$3,851.00* |
| Intel Xeon W-3375 @ 2.50GHz | 56,403 | 40 | \$4,499.00* |
| Intel Xeon W-10855M @ 2.80GHz | 12,936 | 678 | \$450.00* |
| Intel Xeon W-10885M @ 2.40GHz | 15,923 | 531 | \$623.00* |
| Intel Xeon W-11555MLE @ 1.90GHz | 12,505 | 696 | \$348.00* |
| Intel Xeon W-11855M @ 3.20GHz | 18,359 | 449 | \$450.00* |
| Intel Xeon W-11865MLE @ 1.50GHz | 15,958 | 530 | \$467.00* |
| Intel Xeon W-11865MRE @ 2.60GHz | 23,702 | 278 | \$480.00* |
| Intel Xeon W-11955M @ 2.60GHz | 23,013 | 296 | \$623.00* |
| Intel Xeon X3210 @ 2.13GHz | 1,293 | 2819 | \$185.71* |
| Intel Xeon X3220 @ 2.40GHz | 1,937 | 2389 | \$66.14* |
| Intel Xeon X3230 @ 2.66GHz | 2,052 | 2326 | \$349.95* |
| Intel Xeon X3320 @ 2.50GHz | 1,986 | 2359 | \$229.50* |
| Intel Xeon X3323 @ 2.50GHz | 1,837 | 2456 | \$19.36* |
| Intel Xeon X3330 @ 2.66GHz | 2,069 | 2314 | \$210.00* |
| Intel Xeon X3350 @ 2.66GHz | 2,151 | 2275 | \$59.99* |
| Intel Xeon X3353 @ 2.66GHz | 2,229 | 2235 | \$73.50* |
| Intel Xeon X3360 @ 2.83GHz | 2,369 | 2151 | \$39.99* |
| Intel Xeon X3363 @ 2.83GHz | 2,307 | 2189 | \$87.60* |
| Intel Xeon X3370 @ 3.00GHz | 2,417 | 2127 | \$40.00* |
| Intel Xeon X3380 @ 3.16GHz | 2,308 | 2185 | \$509.95* |
| Intel Xeon X3430 @ 2.40GHz | 2,317 | 2184 | \$68.63 |
| Intel Xeon X3440 @ 2.53GHz | 2,730 | 1991 | \$45.00 |

| CPU Name | CPU Mark (higher is better) | Rank (lower is better) | Price (USD) |
|--|--------------------------------|---------------------------|----------------|
| Home CPU Benchmarks ▼ | | | |
| Intel Xeon X3470 @ 2.93GHz | 3,221 | 1809 | \$59.00 |
| Intel Xeon X3480 @ 3.07GHz | 3,255 | 1796 | NA |
| Intel Xeon X5260 @ 3.33GHz | 1,238 | 2863 | \$13.00* |
| Intel Xeon X5270 @ 3.50GHz | 1,524 | 2661 | NA |
| Intel Xeon X5272 @ 3.40GHz | 1,451 | 2709 | \$140.00* |
| Intel Xeon X5355 @ 2.66GHz | 1,979 | 2361 | \$299.95* |
| Intel Xeon X5365 @ 3.00GHz | 2,331 | 2176 | \$62.99* |
| Intel Xeon X5450 @ 3.00GHz | 2,437 | 2112 | \$49.96* |
| Intel Xeon X5460 @ 3.16GHz | 2,566 | 2060 | \$219.55* |
| Intel Xeon X5470 @ 3.33GHz | 2,757 | 1980 | \$179.95* |
| Intel Xeon X5472 @ 3.00GHz | 2,197 | 2250 | \$225.00* |
| Intel Xeon X5482 @ 3.20GHz | 2,755 | 1981 | \$99.95* |
| Intel Xeon X5492 @ 3.40GHz | 2,912 | 1929 | \$1,391.29* |
| Intel Xeon X5550 @ 2.67GHz | 2,974 | 1901 | \$29.00 |
| Intel Xeon X5560 @ 2.80GHz | 3,124 | 1844 | \$69.02 |
| Intel Xeon X5570 @ 2.93GHz | 3,246 | 1801 | \$100.00 |
| Intel Xeon X5647 @ 2.93GHz | 4,431 | 1504 | \$19.93* |
| Intel Xeon X5650 @ 2.67GHz | 5,709 | 1292 | \$100.00 |
| Intel Xeon X5660 @ 2.80GHz | 6,083 | 1236 | \$48.81 |
| Intel Xeon X5667 @ 3.07GHz | 4,579 | 1481 | \$18.04* |
| Intel Xeon X5670 @ 2.93GHz | 6,106 | 1232 | \$33.11 |
| Intel Xeon X5672 @ 3.20GHz | 4,982 | 1421 | \$44.99* |
| Intel Xeon X5675 @ 3.07GHz | 6,404 | 1176 | \$100.00 |
| Intel Xeon X5677 @ 3.47GHz | 4,972 | 1422 | \$110.00* |
| Intel Xeon X5679 @ 3.20GHz | 7,095 | 1076 | NA |
| Intel Xeon X5680 @ 3.33GHz | 6,796 | 1123 | \$165.00 |
| Intel Xeon X5687 @ 3.60GHz | 5,309 | 1367 | \$195.25* |
| Intel Xeon X5690 @ 3.47GHz | 6,955 | 1100 | \$174.29* |
| Intel Xeon X5698 @ 4.40GHz | 3,447 | 1729 | NA |
| Intel Xeon X6550 @ 2.00GHz | 1,936 | 2392 | \$79.00* |
| Intel Xeon X6510 | 1,045 | 3045 | NA |

| CPU Name | CPU Mark (higher is better) | Rank (lower is better) | Price (USD) |
|----------|--------------------------------|---------------------------|----------------|
|----------|--------------------------------|---------------------------|----------------|

 CPU Benchmarks ▼

| | | | |
|--|-------|------|----|
| <u>Manta</u> | 356 | 3162 | NA |
| <u>Mars based on Qualcomm Technologies, Inc SM8350</u> | 5,230 | 1388 | NA |
| <u>MediaTek MT6735</u> | 495 | 3622 | NA |
| <u>MediaTek MT6737</u> | 443 | 3666 | NA |
| <u>MediaTek MT6737M</u> | 355 | 3763 | NA |
| <u>MediaTek MT6737T</u> | 640 | 3467 | NA |
| <u>MediaTek MT6739WA</u> | 393 | 3727 | NA |
| <u>MediaTek MT6739WW</u> | 415 | 3694 | NA |
| <u>MediaTek MT6750</u> | 1,011 | 3077 | NA |
| <u>MediaTek MT6750T</u> | 1,161 | 2933 | NA |
| <u>MediaTek MT6750V/WT</u> | 1,112 | 2982 | NA |
| <u>MediaTek MT6753</u> | 984 | 3104 | NA |
| <u>MediaTek MT6753T</u> | 1,149 | 2948 | NA |
| <u>MediaTek MT6757CD</u> | 1,657 | 2563 | NA |
| <u>MediaTek MT6757V</u> | 1,550 | 2639 | NA |
| <u>MediaTek MT6761V/WBB</u> | 716 | 3379 | NA |
| <u>MediaTek MT6761V/WE</u> | 701 | 3398 | NA |
| <u>MediaTek MT6762G</u> | 1,185 | 2915 | NA |
| <u>MediaTek MT6762V/CA</u> | 1,085 | 3004 | NA |
| <u>MediaTek MT6762V/CB</u> | 1,453 | 2707 | NA |
| <u>MediaTek MT6762V/CN</u> | 561 | 3555 | NA |
| <u>MediaTek MT6762V/WA</u> | 1,449 | 2712 | NA |
| <u>MediaTek MT6762V/WB</u> | 1,386 | 2753 | NA |
| <u>MediaTek MT6762V/WD</u> | 1,518 | 2668 | NA |
| <u>MediaTek MT6762V/WR</u> | 1,488 | 2688 | NA |
| <u>MediaTek MT6763V/CE</u> | 2,130 | 2283 | NA |
| <u>MediaTek MT6763V/V</u> | 1,542 | 2650 | NA |
| <u>MediaTek MT6765G</u> | 1,553 | 2632 | NA |
| <u>MediaTek MT6765V/CA</u> | 1,753 | 2515 | NA |
| <u>MediaTek MT6765V/CB</u> | 1,795 | 2485 | NA |
| <u>MediaTek MT6768V/CA</u> | 2,257 | 2222 | NA |

| CPU Name | CPU Mark (higher is better) | Rank (lower is better) | Price (USD) |
|----------|--------------------------------|---------------------------|----------------|
|----------|--------------------------------|---------------------------|----------------|

 CPU Benchmarks 

| | | | |
|--|-------|------|----|
| <u>MediaTek MT6769V/CU</u> | 2,565 | 2061 | NA |
| <u>MediaTek MT6769V/WB</u> | 2,192 | 2252 | NA |
| <u>MediaTek MT6769Z</u> | 2,415 | 2128 | NA |
| <u>MediaTek MT6771V/C</u> | 2,542 | 2065 | NA |
| <u>MediaTek MT6771V/CT</u> | 2,581 | 2052 | NA |
| <u>MediaTek MT6771V/W</u> | 2,374 | 2149 | NA |
| <u>MediaTek MT6771V/WM</u> | 2,118 | 2286 | NA |
| <u>MediaTek MT6771V/WT</u> | 2,346 | 2164 | NA |
| <u>MediaTek MT6779V/CE</u> | 2,902 | 1935 | NA |
| <u>MediaTek MT6779V/CU</u> | 2,556 | 2063 | NA |
| <u>MediaTek MT6779V/CV</u> | 2,712 | 1999 | NA |
| <u>MediaTek MT6785V/CC</u> | 3,276 | 1786 | NA |
| <u>MediaTek MT6785V/CD</u> | 3,535 | 1704 | NA |
| <u>MediaTek MT6789</u> | 4,199 | 1553 | NA |
| <u>MediaTek MT6797</u> | 1,733 | 2525 | NA |
| <u>MediaTek MT6797T</u> | 1,504 | 2679 | NA |
| <u>MediaTek MT6797X</u> | 2,140 | 2279 | NA |
| <u>MediaTek MT6853T</u> | 3,307 | 1773 | NA |
| <u>MediaTek MT6873</u> | 4,028 | 1594 | NA |
| <u>MediaTek MT6895</u> | 7,604 | 1006 | NA |
| <u>MediaTek MT6983</u> | 7,564 | 1010 | NA |
| <u>MediaTek MT8163</u> | 604 | 3497 | NA |
| <u>MediaTek MT8166B</u> | 947 | 3144 | NA |
| <u>MediaTek MT8167B</u> | 366 | 3752 | NA |
| <u>MediaTek MT8168</u> | 1,029 | 3058 | NA |
| <u>MediaTek MT8168A</u> | 642 | 3462 | NA |
| <u>MediaTek MT8183</u> | 2,099 | 2299 | NA |
| <u>MediaTek MT8735B</u> | 371 | 3747 | NA |
| <u>MediaTek MT8768CT</u> | 1,934 | 2395 | NA |
| <u>MediaTek MT8768WA</u> | 1,651 | 2572 | NA |
| <u>MediaTek MT8768WT</u> | 1,897 | 2422 | NA |

| CPU Name | CPU Mark (higher is better) | Rank (lower is better) | Price (USD) |
|----------|--------------------------------|---------------------------|----------------|
|----------|--------------------------------|---------------------------|----------------|

CPU Benchmarks

| | | | |
|---|-----|------|----|
| <u>Mobile AMD Atrion 4 2400+</u> | 233 | 3944 | NA |
| <u>Mobile AMD Athlon 64 3200+</u> | 326 | 3802 | NA |
| <u>Mobile AMD Athlon 64 3400+</u> | 333 | 3795 | NA |
| <u>Mobile AMD Athlon 64 3700+</u> | 356 | 3761 | NA |
| <u>Mobile AMD Athlon 64 4000+</u> | 313 | 3823 | NA |
| <u>Mobile AMD Athlon 2500+</u> | 241 | 3926 | NA |
| <u>Mobile AMD Athlon MP-M 1800+</u> | 173 | 4031 | NA |
| <u>Mobile AMD Athlon MP-M 2400+</u> | 192 | 4001 | NA |
| <u>Mobile AMD Athlon XP-M 1600+</u> | 169 | 4034 | NA |
| <u>Mobile AMD Athlon XP-M 1800+</u> | 193 | 3998 | NA |
| <u>Mobile AMD Athlon XP-M 2000+</u> | 196 | 3991 | NA |
| <u>Mobile AMD Athlon XP-M 2200+</u> | 237 | 3937 | NA |
| <u>Mobile AMD Athlon XP-M 2400+</u> | 225 | 3954 | NA |
| <u>Mobile AMD Athlon XP-M 2500+</u> | 226 | 3953 | NA |
| <u>Mobile AMD Athlon XP-M 2600+</u> | 241 | 3925 | NA |
| <u>Mobile AMD Athlon XP-M 2800+</u> | 238 | 3934 | NA |
| <u>Mobile AMD Athlon XP-M 3000+</u> | 238 | 3932 | NA |
| <u>Mobile AMD Sempron 2100+</u> | 164 | 4040 | NA |
| <u>Mobile AMD Sempron 2600+</u> | 256 | 3902 | NA |
| <u>Mobile AMD Sempron 2800+</u> | 237 | 3938 | NA |
| <u>Mobile AMD Sempron 3000+</u> | 269 | 3886 | NA |
| <u>Mobile AMD Sempron 3100+</u> | 277 | 3874 | NA |
| <u>Mobile AMD Sempron 3200+</u> | 245 | 3920 | NA |
| <u>Mobile AMD Sempron 3300+</u> | 294 | 3847 | NA |
| <u>Mobile AMD Sempron 3400+</u> | 269 | 3884 | NA |
| <u>Mobile AMD Sempron 3500+</u> | 237 | 3936 | NA |
| <u>Mobile AMD Sempron 3600+</u> | 302 | 3833 | NA |
| <u>Mobile AMD Sempron 3800+</u> | 335 | 3787 | NA |
| <u>Mobile Intel Celeron 1.70GHz</u> | 118 | 4100 | NA |
| <u>Mobile Intel Celeron 1.80GHz</u> | 121 | 4096 | NA |
| <u>Mobile Intel Celeron 2.00GHz</u> | 133 | 4082 | NA |

| CPU Name | CPU Mark (higher is better) | Rank (lower is better) | Price (USD) |
|----------|--------------------------------|---------------------------|----------------|
|----------|--------------------------------|---------------------------|----------------|

CPU Benchmarks ▼

| | | | |
|---|-------|------|----------|
| <u>Mobile Intel Celeron 1.333MHz</u> | 183 | 4015 | NA |
| <u>Mobile Intel Pentium 4 2.66GHz</u> | 182 | 4016 | NA |
| <u>Mobile Intel Pentium 4 2.80GHz</u> | 205 | 3976 | NA |
| <u>Mobile Intel Pentium 4 3.06GHz</u> | 220 | 3961 | NA |
| <u>Mobile Intel Pentium 4 3.20GHz</u> | 232 | 3947 | NA |
| <u>Mobile Intel Pentium 4 3.33GHz</u> | 344 | 3773 | NA |
| <u>Mobile Intel Pentium 4 - M 1.70GHz</u> | 121 | 4095 | \$147.34 |
| <u>Mobile Intel Pentium 4 - M 1.80GHz</u> | 119 | 4098 | NA |
| <u>Mobile Intel Pentium 4 - M 2.00GHz</u> | 138 | 4077 | NA |
| <u>Mobile Intel Pentium 4 - M 2.20GHz</u> | 143 | 4068 | NA |
| <u>Mobile Intel Pentium 4 - M 2.40GHz</u> | 139 | 4073 | NA |
| <u>Mobile Intel Pentium III - M 933MHz</u> | 130 | 4086 | NA |
| <u>Mobile Intel Pentium III - M 1200MHz</u> | 146 | 4066 | NA |
| <u>msm8960dt</u> | 252 | 3909 | NA |
| <u>MT3561S</u> | 723 | 3372 | NA |
| <u>MT5893</u> | 702 | 3397 | NA |
| <u>MT6592</u> | 521 | 3596 | NA |
| <u>MT6592T</u> | 1,056 | 3036 | NA |
| <u>MT6735M</u> | 308 | 3828 | NA |
| <u>MT6735P</u> | 326 | 3803 | NA |
| <u>MT6738</u> | 692 | 3406 | NA |
| <u>MT6739CH</u> | 550 | 3565 | NA |
| <u>MT6739WM</u> | 310 | 3825 | NA |
| <u>MT6750V/C</u> | 1,382 | 2757 | NA |
| <u>MT6750V/CS</u> | 955 | 3132 | NA |
| <u>MT6750V/DN</u> | 1,271 | 2838 | NA |
| <u>MT6750V/W</u> | 845 | 3234 | NA |
| <u>MT6752</u> | 1,728 | 2528 | NA |
| <u>MT6755</u> | 1,278 | 2831 | NA |
| <u>MT6755BM</u> | 1,070 | 3019 | NA |
| <u>MT6755M</u> | 1,229 | 2871 | NA |

| CPU Name | CPU Mark (higher is better) | Rank (lower is better) | Price (USD) |
|----------|--------------------------------|---------------------------|----------------|
|----------|--------------------------------|---------------------------|----------------|

 CPU Benchmarks ▼

| | | | |
|------------------------------------|-------|------|----|
| <u>MT6755V/WM</u> | 1,090 | 2999 | NA |
| <u>MT6755V/WS</u> | 1,389 | 2750 | NA |
| <u>MT6757W</u> | 1,904 | 2416 | NA |
| <u>MT6757WD</u> | 1,771 | 2501 | NA |
| <u>MT6757WH</u> | 1,161 | 2934 | NA |
| <u>MT6761V/CAB</u> | 827 | 3252 | NA |
| <u>MT6761V/CBB</u> | 910 | 3175 | NA |
| <u>MT6761V/CD</u> | 784 | 3299 | NA |
| <u>MT6761V/WAB</u> | 769 | 3320 | NA |
| <u>MT6761V/WD</u> | 542 | 3576 | NA |
| <u>MT6762</u> | 1,735 | 2521 | NA |
| <u>mt6762m</u> | 538 | 3579 | NA |
| <u>MT6762V/CR</u> | 1,194 | 2905 | NA |
| <u>MT6763V/B</u> | 1,480 | 2692 | NA |
| <u>MT6763V/CT</u> | 1,570 | 2623 | NA |
| <u>MT6763V/WT</u> | 1,313 | 2805 | NA |
| <u>MT6765</u> | 1,805 | 2473 | NA |
| <u>MT6765H</u> | 2,111 | 2290 | NA |
| <u>MT6765V/WA</u> | 1,734 | 2523 | NA |
| <u>MT6765V/WB</u> | 1,836 | 2458 | NA |
| <u>MT6768G</u> | 2,838 | 1952 | NA |
| <u>MT6769H</u> | 2,684 | 2011 | NA |
| <u>MT6769V</u> | 2,229 | 2236 | NA |
| <u>MT6769V/CT</u> | 2,484 | 2090 | NA |
| <u>MT6769V/CZ</u> | 2,739 | 1988 | NA |
| <u>MT6771V/CL</u> | 3,079 | 1857 | NA |
| <u>MT6771V/WL</u> | 2,322 | 2180 | NA |
| <u>mt6779</u> | 2,255 | 2225 | NA |
| <u>MT6781</u> | 3,931 | 1611 | NA |
| <u>MT6781V/CD</u> | 3,977 | 1605 | NA |
| <u>MT6785</u> | 3,537 | 1703 | NA |

| CPU Name | CPU Mark (higher is better) | Rank (lower is better) | Price (USD) |
|----------|--------------------------------|---------------------------|----------------|
|----------|--------------------------------|---------------------------|----------------|

 CPU Benchmarks ▼

| | | | |
|--------------------------------------|-------|------|----|
| <u>MT6795MM</u> | 618 | 3487 | NA |
| <u>MT6797D</u> | 758 | 3330 | NA |
| <u>MT6797M</u> | 1,882 | 2431 | NA |
| <u>MT6833</u> | 3,767 | 1646 | NA |
| <u>MT6833P</u> | 4,158 | 1562 | NA |
| <u>MT6833V/NZA</u> | 3,601 | 1689 | NA |
| <u>MT6833V/PNZA</u> | 4,138 | 1566 | NA |
| <u>MT6833V/ZA</u> | 4,063 | 1586 | NA |
| <u>MT6853V/NZA</u> | 3,308 | 1772 | NA |
| <u>MT6853V/TNZA</u> | 3,616 | 1683 | NA |
| <u>MT6853V/ZA</u> | 3,577 | 1694 | NA |
| <u>MT6875</u> | 4,393 | 1516 | NA |
| <u>MT6877T</u> | 4,534 | 1489 | NA |
| <u>MT6877V/TTZA</u> | 5,167 | 1394 | NA |
| <u>MT6877V/TZA</u> | 4,861 | 1433 | NA |
| <u>MT6877V/ZA</u> | 4,835 | 1439 | NA |
| <u>MT6883Z/CZA</u> | 5,665 | 1301 | NA |
| <u>MT6889Z/CZA</u> | 4,504 | 1493 | NA |
| <u>MT6891</u> | 5,791 | 1281 | NA |
| <u>MT6891Z/CZA</u> | 6,025 | 1253 | NA |
| <u>MT6893</u> | 5,102 | 1404 | NA |
| <u>MT6893Z/CZA</u> | 6,450 | 1166 | NA |
| <u>MT6893Z_A/CZA</u> | 6,043 | 1246 | NA |
| <u>MT6893Z_B/CZA</u> | 6,371 | 1183 | NA |
| <u>MT6893Z_C/CZA</u> | 6,139 | 1227 | NA |
| <u>MT6893Z_D/CZA</u> | 5,701 | 1294 | NA |
| <u>MT6893Z_Z/CZA</u> | 6,485 | 1163 | NA |
| <u>MT6969T</u> | 2,228 | 2238 | NA |
| <u>MT8161A</u> | 800 | 3281 | NA |
| <u>MT8161AA</u> | 857 | 3217 | NA |
| <u>MT8161D</u> | 508 | 3608 | NA |

| CPU Name | CPU Mark (higher is better) | Rank (lower is better) | Price (USD) |
|----------|--------------------------------|---------------------------|----------------|
|----------|--------------------------------|---------------------------|----------------|

 CPU Benchmarks ▼

| | | | |
|-------------------------------------|-------|------|----|
| <u>MT8167D</u> | 605 | 3496 | NA |
| <u>MT8168B</u> | 1,048 | 3043 | NA |
| <u>MT8168M</u> | 728 | 3365 | NA |
| <u>MT8169A</u> | 1,828 | 2462 | NA |
| <u>MT8173</u> | 608 | 3492 | NA |
| <u>MT8176</u> | 1,380 | 2758 | NA |
| <u>MT8195AV/ZA</u> | 5,735 | 1287 | NA |
| <u>MT8365</u> | 889 | 3189 | NA |
| <u>MT8395AV/ZA</u> | 2,410 | 2132 | NA |
| <u>MT8696</u> | 738 | 3352 | NA |
| <u>MT8735</u> | 495 | 3621 | NA |
| <u>MT8735A</u> | 527 | 3592 | NA |
| <u>MT8735M</u> | 358 | 3758 | NA |
| <u>MT8735P</u> | 405 | 3707 | NA |
| <u>MT8735T</u> | 704 | 3392 | NA |
| <u>MT8765WA</u> | 570 | 3542 | NA |
| <u>MT8765WB</u> | 414 | 3696 | NA |
| <u>MT8766A</u> | 935 | 3154 | NA |
| <u>MT8766B</u> | 774 | 3313 | NA |
| <u>MT8768WD</u> | 1,017 | 3067 | NA |
| <u>MT8768WE</u> | 1,314 | 2804 | NA |
| <u>MT8771V/PZA</u> | 4,723 | 1456 | NA |
| <u>MT8783</u> | 1,039 | 3050 | NA |
| <u>MT8786V/CA</u> | 3,083 | 1855 | NA |
| <u>MT8786V/N</u> | 2,992 | 1891 | NA |
| <u>MT8788</u> | 2,846 | 1948 | NA |
| <u>MT8789V/CT</u> | 4,060 | 1587 | NA |
| <u>MT8789V/T</u> | 4,102 | 1576 | NA |
| <u>MT8797Z/CNZA</u> | 6,200 | 1213 | NA |
| <u>MT9950</u> | 845 | 3233 | NA |
| <u>MTK6757</u> | 1,158 | 2929 | NA |

| CPU Name | CPU Mark (higher is better) | Rank (lower is better) | Price (USD) |
|----------|--------------------------------|---------------------------|----------------|
|----------|--------------------------------|---------------------------|----------------|

CPU Benchmarks ▼

| | | | |
|--|-------|------|----|
| Qin based on Qualcomm technologies, Inc SM8350 | 6,456 | 1165 | NA |
| P22 | 1,802 | 2476 | NA |
| Pentium Dual-Core E6000 @ 3.46GHz | 1,472 | 2695 | NA |
| Pentium Dual-Core T4200 @ 2.00GHz | 775 | 3310 | NA |
| Pentium Dual-Core T4500 @ 2.30GHz | 921 | 3167 | NA |
| QCT APQ8064 AWIFI | 382 | 3740 | NA |
| QCT APQ8064 DEB | 453 | 3660 | NA |
| QCT APQ8064 FLO | 472 | 3645 | NA |
| QCT APQ8064 MAKO | 399 | 3716 | NA |
| QCT APQ8064 MTP | 389 | 3732 | NA |
| Qualcomm | 1,354 | 2777 | NA |
| Qualcomm APQ8026 | 291 | 3854 | NA |
| Qualcomm APQ8084 | 570 | 3541 | NA |
| Qualcomm APQ 8084 (Flattened Device Tree) | 628 | 3474 | NA |
| Qualcomm MSM8226 | 308 | 3829 | NA |
| Qualcomm MSM8228 | 332 | 3798 | NA |
| Qualcomm MSM8626 | 294 | 3846 | NA |
| Qualcomm MSM8916 | 424 | 3686 | NA |
| Qualcomm MSM8917 | 636 | 3470 | NA |
| Qualcomm MSM8926 | 300 | 3836 | NA |
| Qualcomm MSM8928 | 337 | 3785 | NA |
| Qualcomm MSM8937 | 1,020 | 3064 | NA |
| Qualcomm MSM8939 | 1,105 | 2991 | NA |
| Qualcomm MSM8953 | 1,589 | 2608 | NA |
| Qualcomm MSM8974 | 683 | 3416 | NA |
| Qualcomm MSM8974PRO-AA | 672 | 3434 | NA |
| Qualcomm MSM8974PRO-AB | 636 | 3469 | NA |
| Qualcomm MSM8974PRO-AC | 609 | 3491 | NA |
| Qualcomm MSM8992 | 1,255 | 2852 | NA |
| Qualcomm MSM8994 | 805 | 3274 | NA |
| Qualcomm MSM8996 | 1,322 | 2797 | NA |

| CPU Name | CPU Mark (higher is better) | Rank (lower is better) | Price (USD) |
|----------|--------------------------------|---------------------------|----------------|
|----------|--------------------------------|---------------------------|----------------|

CPU Benchmarks ▼

| | | | |
|---|-------|------|----|
| <u>Qualcomm MSM 8939 HUAWEI KIW-L24</u> | 1,065 | 3026 | NA |
| <u>Qualcomm MSM 8939 HUAWEI TEXAS-A1</u> | 1,085 | 3003 | NA |
| <u>Qualcomm MSM 8974 HAMMERHEAD (Flattened Device Tre</u> | 566 | 3545 | NA |
| <u>Qualcomm Technologies, Inc 450</u> | 1,978 | 2363 | NA |
| <u>Qualcomm Technologies, Inc APQ8009</u> | 286 | 3860 | NA |
| <u>Qualcomm Technologies, Inc APQ8016</u> | 367 | 3751 | NA |
| <u>Qualcomm Technologies, Inc APQ8017</u> | 480 | 3633 | NA |
| <u>Qualcomm Technologies, Inc APQ8053</u> | 1,992 | 2354 | NA |
| <u>Qualcomm Technologies, Inc APQ8076</u> | 1,636 | 2579 | NA |
| <u>Qualcomm Technologies, Inc APQ8094</u> | 2,182 | 2261 | NA |
| <u>Qualcomm Technologies, Inc APQ8096</u> | 1,682 | 2551 | NA |
| <u>Qualcomm Technologies, Inc APQ8096pro</u> | 730 | 3362 | NA |
| <u>Qualcomm Technologies, Inc ATOLL-AB</u> | 3,477 | 1720 | NA |
| <u>Qualcomm Technologies, Inc BENGAL</u> | 2,411 | 2130 | NA |
| <u>Qualcomm Technologies, Inc BENGAL-IOT</u> | 1,912 | 2405 | NA |
| <u>Qualcomm Technologies, Inc BENGALP</u> | 2,505 | 2077 | NA |
| <u>Qualcomm Technologies, Inc BENGALP-IOT</u> | 3,084 | 1854 | NA |
| <u>Qualcomm Technologies, Inc KHAJE</u> | 3,362 | 1756 | NA |
| <u>Qualcomm Technologies, Inc KONA</u> | 5,624 | 1308 | NA |
| <u>Qualcomm Technologies, Inc KONA-IOT</u> | 7,592 | 1007 | NA |
| <u>Qualcomm Technologies, Inc LAGOON</u> | 3,340 | 1764 | NA |
| <u>Qualcomm Technologies, Inc LITO</u> | 3,302 | 1777 | NA |
| <u>Qualcomm Technologies, Inc MSM8216</u> | 292 | 3852 | NA |
| <u>Qualcomm Technologies, Inc MSM8909</u> | 271 | 3879 | NA |
| <u>Qualcomm Technologies, Inc MSM8916</u> | 386 | 3735 | NA |
| <u>Qualcomm Technologies, Inc MSM8917</u> | 507 | 3610 | NA |
| <u>Qualcomm Technologies, Inc MSM8920</u> | 436 | 3671 | NA |
| <u>Qualcomm Technologies, Inc MSM8929</u> | 560 | 3557 | NA |
| <u>Qualcomm Technologies, Inc MSM8937</u> | 1,075 | 3014 | NA |
| <u>Qualcomm Technologies, Inc MSM8939</u> | 949 | 3143 | NA |
| <u>Qualcomm Technologies, Inc MSM8952</u> | 892 | 3187 | NA |

| CPU Name | CPU Mark (higher is better) | Rank (lower is better) | Price (USD) |
|----------|--------------------------------|---------------------------|----------------|
|----------|--------------------------------|---------------------------|----------------|

 CPU Benchmarks ▼

| | | | |
|---|-------|------|----|
| <u>Qualcomm Technologies, Inc MSM8976</u> | 1,630 | 2584 | NA |
| <u>Qualcomm Technologies, Inc MSM8976SG</u> | 1,961 | 2372 | NA |
| <u>Qualcomm Technologies, Inc MSM8992</u> | 817 | 3262 | NA |
| <u>Qualcomm Technologies, Inc MSM8994</u> | 932 | 3156 | NA |
| <u>Qualcomm Technologies, Inc MSM8996</u> | 1,378 | 2760 | NA |
| <u>Qualcomm Technologies, Inc MSM8996pro</u> | 1,521 | 2663 | NA |
| <u>Qualcomm Technologies, Inc MSM8998</u> | 2,743 | 1986 | NA |
| <u>Qualcomm Technologies, Inc QCM2150</u> | 409 | 3701 | NA |
| <u>Qualcomm Technologies, Inc QCM6125</u> | 2,775 | 1975 | NA |
| <u>Qualcomm Technologies, Inc QCS610</u> | 1,949 | 2381 | NA |
| <u>Qualcomm Technologies, Inc QM215</u> | 456 | 3658 | NA |
| <u>Qualcomm Technologies, Inc SA8195P</u> | 6,554 | 1152 | NA |
| <u>Qualcomm Technologies, Inc SCUBAPIIOT</u> | 1,123 | 2968 | NA |
| <u>Qualcomm Technologies, Inc SDA450</u> | 1,491 | 2685 | NA |
| <u>Qualcomm Technologies, Inc SDA660</u> | 2,494 | 2086 | NA |
| <u>Qualcomm Technologies, Inc SDM429</u> | 950 | 3142 | NA |
| <u>Qualcomm Technologies, Inc SDM439</u> | 1,426 | 2729 | NA |
| <u>Qualcomm Technologies, Inc SDM450</u> | 1,283 | 2825 | NA |
| <u>Qualcomm Technologies, Inc SDM460</u> | 1,963 | 2371 | NA |
| <u>Qualcomm Technologies, Inc SDM630</u> | 1,846 | 2452 | NA |
| <u>Qualcomm Technologies, Inc SDM632</u> | 2,003 | 2348 | NA |
| <u>Qualcomm Technologies, Inc SDM636</u> | 2,109 | 2292 | NA |
| <u>Qualcomm Technologies, Inc SDM660</u> | 2,340 | 2168 | NA |
| <u>Qualcomm Technologies, Inc SDM662</u> | 2,166 | 2268 | NA |
| <u>Qualcomm Technologies, Inc SDM665</u> | 2,333 | 2173 | NA |
| <u>Qualcomm Technologies, Inc SDM670</u> | 2,478 | 2096 | NA |
| <u>Qualcomm Technologies, Inc SDM710</u> | 2,583 | 2049 | NA |
| <u>Qualcomm Technologies, Inc SDM712</u> | 2,451 | 2105 | NA |
| <u>Qualcomm Technologies, Inc SDM720G</u> | 3,251 | 1798 | NA |
| <u>Qualcomm Technologies, Inc SDM730G AIE</u> | 3,298 | 1780 | NA |
| <u>Qualcomm Technologies, Inc SDM750G</u> | 4,350 | 1527 | NA |

| CPU Name | CPU Mark (higher is better) | Rank (lower is better) | Price (USD) |
|---|--------------------------------|---------------------------|----------------|
| CPU Benchmarks | | | |
| Qualcomm Technologies, Inc SDM845 | 3,271 | 1788 | NA |
| Qualcomm Technologies, Inc SDMMAGPIE | 3,137 | 1841 | NA |
| Qualcomm Technologies, Inc SDMMAGPIEP | 3,398 | 1742 | NA |
| Qualcomm Technologies, Inc SM4250 | 2,103 | 2296 | NA |
| Qualcomm Technologies, Inc SM4350 | 3,070 | 1864 | NA |
| Qualcomm Technologies, Inc SM6125 | 2,174 | 2266 | NA |
| Qualcomm Technologies, Inc SM6150 | 2,796 | 1968 | NA |
| Qualcomm Technologies, Inc SM6225 | 2,705 | 2004 | NA |
| Qualcomm Technologies, Inc SM6375 | 4,235 | 1548 | NA |
| Qualcomm Technologies, Inc SM7125 | 3,306 | 1774 | NA |
| Qualcomm Technologies, Inc SM7150 | 3,247 | 1800 | NA |
| Qualcomm Technologies, Inc SM7225 | 3,352 | 1760 | NA |
| Qualcomm Technologies, Inc SM7250 | 3,427 | 1733 | NA |
| Qualcomm Technologies, Inc SM7325 | 6,431 | 1172 | NA |
| Qualcomm Technologies, Inc SM8150 | 4,544 | 1487 | NA |
| Qualcomm Technologies, Inc SM8150_Plus | 4,205 | 1552 | NA |
| Qualcomm Technologies, Inc SM8150P | 4,472 | 1500 | NA |
| Qualcomm Technologies, Inc SM8250 | 5,830 | 1276 | NA |
| Qualcomm Technologies, Inc SM8250_AC | 6,408 | 1175 | NA |
| Qualcomm Technologies, Inc SM8350 | 6,102 | 1233 | NA |
| Qualcomm Technologies, Inc SM8350AC | 6,588 | 1149 | NA |
| Qualcomm Technologies, Inc TRINKET | 2,387 | 2141 | NA |
| Qualcomm Technologies, Inc MSM8940-PMI8940 MTP | 1,426 | 2731 | NA |
| redwood based Qualcomm Technologies, Inc SM7325 | 6,448 | 1169 | NA |
| Renoir based on Qualcomm Technologies, Inc SM7350 | 4,847 | 1436 | NA |
| RK30board | 198 | 3985 | NA |
| ROC-RK3568-PC HDMI (Android) | 1,197 | 2901 | NA |
| Rockchip (Device Tree) | 623 | 3479 | NA |
| Rockchip RK | 1,704 | 2540 | NA |
| Rockchip RK3229 | 234 | 3942 | NA |
| Rockchip RK3288 | 708 | 3386 | NA |

| CPU Name | CPU Mark (higher is better) | Rank (lower is better) | Price (USD) |
|--|--------------------------------|---------------------------|----------------|
| Rockchip rk3326 863 rkisp1 board | 386 | 3 / 34 | NA |
| Rockchip rk3326 evb board | 328 | 3801 | NA |
| Rockchip RK3328 | 319 | 3810 | NA |
| Rockchip RK3328 box liantong avb | 491 | 3625 | NA |
| Rockchip RK3368 | 780 | 3304 | NA |
| Rockchip RK3399 | 3,254 | 1797 | NA |
| Rockchip RK3399 Board (Android) | 1,456 | 2702 | NA |
| Rockchip RK3399 Excavator Board edp avb (Android) | 1,143 | 2954 | NA |
| Rockchip RK3566 BOX DEMO V10 ANDROID Board | 1,058 | 3032 | NA |
| Rockchip RK3566 EVB1 DDR4 V10 Board | 751 | 3339 | NA |
| Rockchip RK3566 EVB2 LP4X V10 Board | 889 | 3190 | NA |
| Rockchip RK3566 EVB3 DDR3 V10 Board | 1,003 | 3089 | NA |
| Rockchip RK3566 RK817 TABLET LP4X Board | 973 | 3116 | NA |
| Rockchip RK3566 RK817 TABLET RKG11 LP4 Board | 686 | 3414 | NA |
| Rockchip RK3566 RK817 ZIDOO TABLET LP4X Board | 795 | 3287 | NA |
| Rockchip RK3568 EVB1 DDR4 V10 Board | 1,189 | 2907 | NA |
| Rockchip RK3588 | 4,528 | 1490 | NA |
| rockchip,rk3328 | 761 | 3328 | NA |
| rockchip,rk3368 | 870 | 3206 | NA |
| Samsung A04S EUR OPEN REV03C board based on EXYNOS | 2,452 | 2104 | NA |
| Samsung A13 EUR OPEN REV02B board based on EXYNOS8 | 1,230 | 2870 | NA |
| Samsung A13 USA SINGLE REV02B board based on EXYNO | 1,528 | 2657 | NA |
| Samsung EXYNOS5420 | 648 | 3456 | NA |
| Samsung EXYNOS5433 | 1,118 | 2972 | NA |
| SAMSUNG Exynos7420 | 1,979 | 2362 | NA |
| SAMSUNG Exynos7580 | 851 | 3226 | NA |
| Samsung Exynos 2100 | 5,277 | 1377 | NA |
| Samsung Exynos 7420 | 1,612 | 2594 | NA |
| Samsung Exynos 7570 | 426 | 3683 | NA |
| Samsung Exynos 7580 | 878 | 3200 | NA |
| Samsung Exynos 7870 | 955 | 3131 | NA |

| CPU Name | CPU Mark (higher is better) | Rank (lower is better) | Price (USD) |
|--|--------------------------------|---------------------------|----------------|
| CPU Benchmarks | | | |
| Samsung Exynos 7885 | 1,788 | 2487 | NA |
| Samsung Exynos 7904 | 1,801 | 2477 | NA |
| Samsung Exynos 8890 | 2,497 | 2084 | NA |
| Samsung Exynos 8895 | 3,055 | 1870 | NA |
| Samsung Exynos 9610 | 2,214 | 2242 | NA |
| Samsung Exynos 9611 | 1,908 | 2409 | NA |
| Samsung Exynos 9810 | 3,689 | 1670 | NA |
| Samsung Exynos 9820 | 3,788 | 1642 | NA |
| Samsung Exynos 9825 | 3,688 | 1671 | NA |
| Samsung GrandPrimePlus LTE CIS rev04 board based o | 312 | 3824 | NA |
| Samsung GrandPrimePlus LTE LTN OPEN rev04 board ba | 415 | 3695 | NA |
| Samsung J7 Max LTE SWA board based on MT6757V/WL | 930 | 3158 | NA |
| SAMSUNG JF | 516 | 3599 | NA |
| Samsung M13 EUR OPEN REV02 board based on EXYNOS85 | 1,425 | 2732 | NA |
| Samsung M13 SWA INS 00 board based on EXYNOS850 | 1,269 | 2839 | NA |
| SAMSUNG SERRANO | 247 | 3917 | NA |
| Samsung Technologies, Inc Exynos E1080 | 4,846 | 1437 | NA |
| SM6375 | 4,441 | 1502 | NA |
| SM7325 | 6,178 | 1219 | NA |
| SM8325 | 4,596 | 1477 | NA |
| SM8350 | 6,127 | 1229 | NA |
| SM8450 | 4,896 | 1431 | NA |
| SMDK4x12 | 3,006 | 1886 | NA |
| Snapdragon 7c @ 1.96 GHz | 3,457 | 1725 | NA |
| Snapdragon 7c @ 2.40 GHz | 3,074 | 1860 | NA |
| Snapdragon 7c Gen 2 @ 2.55 GHz | 3,612 | 1685 | NA |
| Snapdragon 8 Gen2 Mobile Platform for Galaxy | 9,362 | 858 | NA |
| Snapdragon 8c @ 2.46 GHz | 5,230 | 1387 | NA |
| Snapdragon 8cx @ 2.84 GHz | 4,660 | 1467 | NA |
| Snapdragon 8cx Gen 2 @ 3.0 GHz | 6,733 | 1137 | NA |
| Snapdragon 8cx Gen 2 @ 3.15 GHz | 6,511 | 1160 | NA |

| CPU Name | CPU Mark (higher is better) | Rank (lower is better) | Price (USD) |
|--|--------------------------------|---------------------------|----------------|
| Snapdragon 602 | 2,387 | 2140 | NA |
| Snapdragon 835 | 1,905 | 2414 | NA |
| Snapdragon 845 @ 2.8 GHz | 3,073 | 1862 | NA |
| Snapdragon 850 @ 2.96 GHz | 2,940 | 1914 | NA |
| Snapdragon 7325 | 5,531 | 1323 | NA |
| Snapdragon 8350 | 4,599 | 1475 | NA |
| Sony Mobile fusion3 | 428 | 3680 | NA |
| Spreadtrum SC7731e | 294 | 3845 | NA |
| Spreadtrum SC9853I-IA | 748 | 3343 | NA |
| Spreadtrum SC9863A Board | 1,607 | 2596 | NA |
| Star based on Qualcomm Technologies, Inc SM8350 | 5,241 | 1381 | NA |
| T610-Unisoc | 2,498 | 2083 | NA |
| T610S-Unisoc | 2,728 | 1992 | NA |
| T618 | 2,727 | 1993 | NA |
| T700-Unisoc | 2,305 | 2193 | NA |
| taoyao based Qualcomm Technologies, Inc. Yupik IDP | 6,359 | 1184 | NA |
| tn8 | 1,020 | 3065 | NA |
| UGOOS UT8 Board | 894 | 3186 | NA |
| UIS7862A | 2,433 | 2116 | NA |
| Unisoc SC7731e | 333 | 3797 | NA |
| Unisoc SC9832e | 473 | 3643 | NA |
| Unisoc SC9863a | 1,386 | 2751 | NA |
| Unisoc SC9863A1 | 1,338 | 2787 | NA |
| Unisoc T310 | 1,338 | 2786 | NA |
| Unisoc T606 | 2,624 | 2030 | NA |
| Unisoc T610 | 2,817 | 1960 | NA |
| Unisoc T612 | 2,660 | 2020 | NA |
| Unisoc T616 | 3,150 | 1836 | NA |
| Unisoc T618 | 2,485 | 2089 | NA |
| Unisoc T700 | 2,449 | 2107 | NA |
| Unisoc UIS8581A | 1,633 | 2582 | NA |

 CPU Benchmarks 

| CPU Name | CPU Mark (higher is better) | Rank (lower is better) | Price (USD) |
|--|--------------------------------|---------------------------|----------------|
| CPU Benchmarks | | | |
| Unisoc ums512 | 2,581 | 2051 | NA |
| Unisoc ums9230 | 2,390 | 2138 | NA |
| Unisoc ums9230H | 2,908 | 1931 | NA |
| Unisoc ums9230T | 2,835 | 1953 | NA |
| UNIVERSAL3475 | 297 | 3841 | NA |
| vendor Kirin710 | 2,787 | 1971 | NA |
| vendor Kirin810 | 4,049 | 1590 | NA |
| vendor Kirin820 | 4,788 | 1444 | NA |
| vendor Kirin970 | 3,162 | 1831 | NA |
| vendor Kirin980 | 5,379 | 1355 | NA |
| vendor Kirin985 | 5,417 | 1348 | NA |
| vendor Kirin990 | 5,873 | 1269 | NA |
| vendor Kirin9000 | 6,914 | 1109 | NA |
| vendor Kirin9000E | 6,235 | 1210 | NA |
| Venus based on Qualcomm Technologies, Inc SM8350 | 5,380 | 1353 | NA |
| VIA C7-D 1800MHz | 150 | 4062 | NA |
| VIA C7-M 1200MHz | 112 | 4107 | NA |
| VIA C7-M 1600MHz | 116 | 4102 | NA |
| VIA C7-M 6300MHz | 145 | 4067 | NA |
| VIA Eden 1000MHz | 80 | 4123 | NA |
| VIA Eden 1200MHz | 93 | 4117 | NA |
| VIA Eden C1050@1.06GHz | 263 | 3897 | NA |
| VIA Eden X2 U4200 @ 1.0+ GHz | 315 | 3816 | NA |
| VIA Eden X4 C4250 @ 1.2+GHz | 904 | 3180 | NA |
| VIA Esther 1000MHz | 95 | 4115 | NA |
| VIA Esther 1500MHz | 135 | 4079 | NA |
| VIA Nano L2007@1600MHz | 238 | 3933 | NA |
| VIA Nano L2100@1800MHz | 279 | 3873 | NA |
| VIA Nano L2207@1600MHz | 165 | 4037 | NA |
| VIA Nano U2250 (1.6GHz Capable) | 187 | 4007 | NA |
| VIA Nano U2250@1300+MHz | 179 | 4020 | NA |

| CPU Name | CPU Mark (higher is better) | Rank (lower is better) | Price (USD) |
|---|--------------------------------|---------------------------|----------------|
| CPU Benchmarks | | | |
| VIA Nano X2 U4025 @ 1.2 GHz | 393 | 3 / 26 | NA |
| VIA Nehemiah | 101 | 4110 | NA |
| VIA QuadCore C4650@2.0GHz | 1,352 | 2780 | NA |
| VIA QuadCore L4700 @ 1.2+ GHz | 773 | 3315 | NA |
| VIA QuadCore U4650 @ 1.0+ GHz | 666 | 3442 | NA |
| Vili based on Qualcomm Technologies, Inc SM8350 | 5,299 | 1371 | NA |
| Virtual @ 2.55GHz | 2,430 | 2118 | NA |
| Virtual @ 2.99GHz | 6,591 | 1147 | NA |
| Virtual @ 3.14GHz | 3,771 | 1645 | NA |
| Z3-6540M@2.1GHz | 1,599 | 2604 | NA |
| ZHAOXIN KaiXian KX-6640MA@2.2+GHz | 1,549 | 2641 | NA |
| ZHAOXIN KaiXian KX-U6580@2.5GHz | 3,227 | 1806 | NA |
| ZHAOXIN KaiXian KX-U6780A@2.7GHz | 3,881 | 1622 | NA |
| ZHAOXIN KaiXian ZX-C+ C4700@2.0GHz | 1,547 | 2645 | NA |
| 天玑900 | 4,259 | 1539 | NA |

* - Last price seen from our affiliates.

Software

- [BurnInTest](#)
- [PerformanceTest](#)
- [OSForensics](#)
- [MemTest86](#)
- [WirelessMon](#)
- [Management Console](#)
- [Zoom Search Engine](#)
- [Free Software](#)

Benchmarks

- [CPU Benchmarks](#)
- [Video Card Benchmarks](#)
- [Hard Drive Benchmarks](#)
- [RAM Benchmarks](#)
- [PC Systems Benchmarks](#)
- [Android Benchmarks](#)

Hardware

- [USB3.0 Loopback Plugs](#)
- [USB2.0 Loopback Plugs](#)
- [PCIe Test Cards](#)
- [USB Power Delivery Tester](#)
- [Serial and Parallel Loopback Plugs](#)
- [USB Short Circuit Testers](#)

About Us

- [Company](#)
- [Contact Us](#)
- [The Press Room](#)



[Store](#)

[Disclaimer](#)

[Support](#)

[Refunds](#)

[Forums](#)

[Privacy](#)

[Social](#)



Copyright © 2023 PassMark® Software

