

...Videocard Benchmarks

Over 1,000,000 Video Cards Benchmarked



Video Card List

Below is an alphabetical list of all Video Card types that appear in the charts. Clicking on a specific processor name will take you to the chart it appears in and will highlight it for you.

Videocards *Last Updated: 30th of October 2023*

Columns

Show entries







Videocard Name <input type="text" value="Search..."/>	G3D Mark	G2D Mark	TDP (W)	Category
	Min...	Min...	Min...	
	Max...	Max...	Max...	
GeForce RTX 4090	38,877	1,315	450	Desktop
GeForce RTX 4080	34,753	1,249	320	Desktop
GeForce RTX 4070 Ti	31,659	1,208	285	Desktop
Radeon RX 7900 XTX	31,285	1,252	355	Desktop
Radeon PRO W7900	30,892	1,099	NA	Unknown
GeForce RTX 3090 Ti	29,831	1,223	450	Desktop
Radeon PRO W7800	29,368	1,138	NA	Unknown
Radeon RX 7900 XT	28,937	1,201	315	Desktop
GeForce RTX 4090 Laptop GPU	28,850	1,000	150	Mobile
Radeon RX 6950 XT	28,580	1,044	335	Desktop
GeForce RTX 3080 Ti	27,322	1,098	350	Desktop
Radeon RX 6900 XT	26,960	1,054	300	Desktop
GeForce RTX 3090	26,902	1,050	350	Desktop
GeForce RTX 4070	26,838	1,117	200	Desktop
GeForce RTX 3080 12GB	26,756	1,094	350	Desktop
GeForce RTX 4080 Laptop GPU	26,477	1,031	150	Mobile
Radeon RX 7900 GRE	25,524	1,263	NA	Unknown
GeForce RTX 3080	25,354	1,043	320	Desktop
Radeon RX 6800 XT	25,155	1,028	300	Desktop
RTX 6000 Ada Generation	24,240	892	NA	Unknown
GeForce RTX 3070 Ti	23,760	1,056	290	Desktop
Radeon RX 7800 XT	23,692	1,148	263	Desktop
RTX A5000	23,114	1,040	230	Workstation
RTX 4000 Ada Generation Laptop GPU	22,992	727	NA	Unknown
GeForce RTX 4060 Ti 16GB	22,850	1,064	165	Desktop
RTX A6000	22,758	891	300	Workstation
GeForce RTX 4060 Ti	22,570	1,048	160	Desktop
GeForce RTX 3070	22,470	1,002	220	Desktop
Radeon RX 6800	22,350	979	250	Desktop
NVIDIA A10	22,064	1,007	NA	Unknown
RTX 5000 Ada Generation Laptop GPU	21,938	616	NA	Unknown
Radeon RX 7700 XT	21,922	1,075	245	Desktop

Videocard Name	G3D Mark	G2D Mark	TDP (W)	Category
RTX A4500	21,849	1,088	NA	Unknown
GeForce RTX 2080 Ti	21,846	937	250	Desktop
RTX 4000 SFF Ada Generation	21,300	1,064	NA	Unknown
Radeon RX 6750 XT	21,033	948	250	Desktop
RTX A5500	20,798	745	NA	Unknown
Quadro GV100	20,600	910	250	Workstation
GeForce RTX 3060 Ti	20,590	1,002	200	Desktop
GeForce RTX 3080 Ti Laptop GPU	20,254	852	115	Mobile
RTX 3500 Ada Generation Laptop GPU	20,075	665	NA	Unknown
Radeon PRO W6800	19,967	936	NA	Unknown
TITAN RTX	19,912	829	280	Workstation
TITAN V	19,888	869	250	Desktop
Radeon RX 6700 XT	19,872	948	230	Desktop
GeForce RTX 2080 SUPER	19,595	931	250	Desktop
RTX 4000 Ada Generation	19,455	1,311	NA	Unknown
GeForce RTX 4070 Laptop GPU	19,448	787	115	Mobile
GeForce RTX 4060	19,442	1,003	115	Desktop
Quadro RTX 8000	19,402	871	260	Workstation
TITAN Xp COLLECTORS EDITION	19,356	935	250	Desktop
RTX A4000	19,300	983	140	Workstation
Quadro RTX 6000	19,240	814	295	Workstation
GeForce RTX 2080	18,805	913	250	Desktop
Radeon RX 6700	18,744	910	175	Desktop
NVIDIA TITAN Xp	18,705	905	250	Desktop
GeForce GTX 1080 Ti	18,539	941	250	Desktop
GeForce RTX 3070 Ti Laptop GPU	18,342	792	115	Mobile
NVIDIA A10G	18,293	544	NA	Unknown
GeForce RTX 2070 SUPER	18,260	891	215	Desktop
Radeon RX 6850M XT	18,236	620	NA	Unknown
Radeon PRO W7600	18,228	1,147	NA	Unknown
GeForce RTX 4060 Laptop GPU	18,078	761	115	Mobile
A40-48Q	17,864	522	NA	Unknown
RTX A5500 Laptop GPU	17,756	718	NA	Unknown
RTX A4500 Laptop GPU	17,655	728	NA	Unknown
Radeon Pro W5700X	17,591	1,060	NA	Unknown
Radeon RX 6650 XT	17,497	919	176	Desktop
Radeon RX 7700S	17,479	721	NA	Unknown
GeForce RTX 3060	17,113	977	170	Desktop
TITAN V CEO Edition	16,988	1,086	250	Desktop
Radeon RX 5700 XT	16,827	936	225	Desktop
Radeon VII	16,761	788	300	Desktop
RTX 3000 Ada Generation Laptop GPU	16,716	571	NA	Unknown
Radeon RX 5700 XT 50th Anniversary	16,641	963	235	Desktop
GeForce RTX 3080 Laptop GPU	16,583	651	115	Mobile
GeForce RTX 2060 SUPER	16,581	866	175	Desktop
Radeon RX 6600 XT	16,457	925	160	Desktop
Radeon RX 7600	16,331	968	165	Desktop
Tesla V100-SXM2-16GB	16,235	406	NA	Unknown
GeForce RTX 2070	16,176	829	175	Desktop
Radeon PRO W6600	16,154	1,052	NA	Unknown
Quadro RTX 5000	16,045	758	230	Workstation
Radeon Pro Vega II Duo	15,977	917	NA	Unknown
Miracast display port driver V3	15,910	604	NA	Unknown

Videocard Name	G3D Mark	G2D Mark	TDP (W)	Category
GeForce RTX 2060 12GB	15,866	841	185	Desktop
RTX A5000 Laptop GPU	15,861	601	165	Mobile, Workstation
Radeon PRO W7500	15,831	1,251	NA	Unknown
Radeon Pro Vega II	15,668	795	NA	Unknown
Quadro GP100	15,608	821	235	Workstation
RTX A4000 Laptop GPU	15,573	562	140	Mobile, Workstation
Radeon RX 6800S	15,558	718	100	Mobile
GeForce RTX 3070 Laptop GPU	15,519	650	115	Mobile
GeForce GTX 1080	15,487	893	180	Desktop
Radeon Pro W5700	15,466	911	205	Desktop
Quadro RTX 4000	15,454	890	160	Workstation
Radeon Pro VII	15,441	744	NA	Unknown
RTX 2000 Ada Generation Laptop GPU	15,369	594	NA	Unknown
Quadro P6000	15,300	712	250	Workstation
RTX 5000 Ada Generation	15,254	593	NA	Unknown
Radeon RX 6600	15,145	882	132	Desktop
GeForce RTX 2080 (Mobile)	15,107	812	150	Mobile
Radeon RX 6600S	14,897	643	80	Mobile
Quadro RTX 5000 (Mobile)	14,832	705	110	Mobile, Workstation
Radeon RX 6700S	14,826	736	80	Mobile
GeForce RTX 4050 Laptop GPU	14,823	641	115	Mobile
GeForce GTX 1070 Ti	14,719	883	180	Desktop
RTX A3000 12GB Laptop GPU	14,637	614	NA	Unknown
Radeon Pro Vega 64X	14,631	948	NA	Unknown
Radeon RX 5700	14,624	901	180	Desktop
Radeon RX Vega 64	14,498	806	295	Desktop
RadeonT RX 6850M XT	14,432	799	165	Mobile
GeForce RTX 2060	14,121	752	160	Desktop
GeForce RTX 2070 Super with Max-Q Design	13,931	632	80	Mobile
Radeon Pro WX 8200	13,926	819	230	Desktop
GeForce RTX 2080 Super with Max-Q Design	13,851	588	80	Mobile
GeForce GTX 980 Ti	13,840	857	250	Desktop
RTX A2000	13,808	1,001	NA	Unknown
Radeon RX 6650M	13,792	657	NA	Unknown
Radeon RX 5600 XT	13,780	889	150	Desktop
NVIDIA TITAN X	13,660	912	250	Desktop
Radeon RX 6600M	13,655	704	100	Mobile
RTX A2000 12GB	13,643	1,138	NA	Unknown
Quadro RTX 5000 with Max-Q Design	13,605	576	80	Mobile, Workstation
GeForce GTX 1070	13,513	856	150	Desktop
Radeon RX Vega 56	13,443	784	210	Desktop
GeForce RTX 3060 Laptop GPU	13,408	589	115	Mobile
Radeon Vega Frontier Edition	13,337	742	350	Desktop
Radeon RX 6700M	13,244	585	135	Mobile
Radeon Pro WX 9100	13,192	765	230	Desktop
GeForce RTX 2080 with Max-Q Design	13,187	541	90	Mobile
Intel_d_gfx-driver-ci-master-14429 DCH RI	13,174	530	NA	Unknown
Radeon PRO W6600X	13,113	856	NA	Unknown
Radeon RX 6800M	13,079	554	145	Mobile
GeForce GTX TITAN X	13,055	851	250	Desktop
Radeon RX 7600S	13,028	639	75	Mobile
Radeon Pro Vega 64	12,984	805	NA	Unknown
Tesla V100-PCIE-16GB	12,983	508	NA	Unknown

Videocard Name	G3D Mark	G2D Mark	TDP (W)	Category
GeForce RTX 3050	12,980	957	130	Desktop
GeForce GTX 1660 Ti	12,960	820	120	Desktop
GeForce GTX 1660 SUPER	12,786	816	125	Desktop
Radeon Pro 5700 XT	12,690	830	130	Desktop
Quadro RTX 4000 (Mobile)	12,672	553	110	Mobile
Tesla T10	12,650	595	NA	Unknown
Quadro P5200	12,631	652	NA	Mobile
Quadro P5200 with Max-Q Design	12,608	488	NA	Unknown
Quadro RTX 4000 with Max-Q Design	12,592	564	80	Mobile
RTX A3000 Laptop GPU	12,482	494	130	Mobile, Workstation
GeForce RTX 2070 (Mobile)	12,354	601	115	Mobile
Radeon Pro Vega 56	12,354	828	NA	Desktop
Radeon RX 6850M	12,274	714	NA	Unknown
Radeon RX 5600 OEM	12,272	794	NA	Unknown
Radeon Pro V520 MxGPU	12,258	525	NA	Unknown
Quadro P5000	12,207	677	180	Workstation
Intel Arc A580	12,124	855	NA	Unknown
GeForce RTX 3050 OEM	12,028	931	NA	Unknown
GeForce RTX 2070 with Max-Q Design	11,885	490	80	Mobile
Radeon Pro 5700	11,844	829	130	Desktop
Quadro M6000 24GB	11,786	719	250	Workstation
Quadro M6000	11,735	738	250	Workstation
GeForce GTX 1660	11,724	788	120	Desktop
Quadro P4000	11,633	834	105	Workstation
GeForce GTX 1080 with Max-Q Design	11,571	747	110	Mobile
Radeon RX 5600	11,471	888	150	Desktop
Tesla P40	11,395	393	NA	Unknown
GeForce RTX 2060 (Mobile)	11,355	540	80	Mobile
Radeon Pro Vega 48	11,300	784	NA	Unknown
Quadro P4200 with Max-Q Design	11,163	621	NA	Workstation
GeForce GTX 980	11,137	804	165	Desktop
Quadro RTX 3000	11,114	522	80	Mobile, Workstation
CMP 40HX	11,072	320	NA	Unknown
RTX A1000 Embedded GPU	11,047	1,310	NA	Unknown
GRID P40-12Q	11,028	500	NA	Unknown
RTX A2000 8GB Laptop GPU	10,946	534	NA	Unknown
GeForce RTX 3050 6GB Laptop GPU	10,803	629	80	Mobile
Tesla T4	10,725	579	NA	Unknown
Radeon RX 7600M XT	10,662	468	120	Mobile
Radeon Pro SSG	10,498	601	NA	Unknown
Tesla M40 24GB	10,475	333	NA	Unknown
GeForce GTX 1070 (Mobile)	10,465	603	NA	Mobile
Quadro P4200	10,313	496	100	Workstation
GeForce GTX 1660 Ti (Mobile)	10,212	493	80	Mobile
Tesla M40	10,183	467	NA	Unknown
GeForce RTX 3050 Ti Laptop GPU	10,176	497	80	Mobile
GeForce GTX 1650 SUPER	10,113	755	100	Desktop
GeForce GTX 1060	10,071	755	120	Desktop
Radeon R9 Fury X	10,062	843	NA	Unknown
GeForce GTX 1070 with Max-Q Design	10,054	444	90	Mobile
RTX A2000 Laptop GPU	10,028	477	95	Mobile, Workstation
NVIDIA A40	9,983	405	NA	Unknown
RTX A1000 6GB Laptop GPU	9,846	527	NA	Unknown

Videocard Name	G3D Mark	G2D Mark	TDP (W)	Category
GRID P40-2B	9,842	548	NA	Unknown
GeForce RTX 2060 with Max-Q Design	9,782	420	65	Mobile
GeForce GTX 1060 3GB	9,753	780	120	Desktop
Radeon R9 Fury + Fury X	9,741	811	275	Desktop
Radeon RX 6550M	9,669	448	NA	Unknown
GeForce GTX 970	9,638	776	145	Desktop
Radeon R9 Fury	9,618	796	NA	Unknown
RTX A1000 Laptop GPU	9,526	514	NA	Unknown
GeForce GTX 780 Ti	9,486	627	250	Desktop
Radeon RX 590	9,486	799	175	Desktop
Radeon RX 6500 XT	9,485	829	107	Desktop
Radeon Ryzen 9 4900HSS	9,461	417	NA	Unknown
Radeon R9 390X	9,453	816	275	Desktop
Intel Arc Pro A60	9,409	787	NA	Unknown
GeForce RTX 3050 Laptop GPU	9,392	466	75	Mobile
Quadro M5000	9,390	672	150	Workstation
Radeon Pro 5600M	9,381	693	50	Mobile
Quadro P2200	9,371	934	75	Workstation
Intel Arc A770	9,288	639	225	Desktop
Quadro P3200 with Max-Q Design	9,247	543	NA	Unknown
Radeon RX 5500 XT	9,183	795	130	Desktop
Radeon Pro W5500	9,131	837	125	Desktop
GRID P40-2B4	9,111	267	NA	Unknown
Quadro P4000 with Max-Q Design	9,083	700	80	Mobile
Quadro P3200	9,058	467	NA	Unknown
GeForce GTX TITAN Black	9,011	599	250	Desktop
Radeon R9 390	8,993	805	275	Desktop
GeForce GTX TITAN Z	8,987	656	375	Desktop
GeForce GTX 1060 5GB	8,973	604	120	Desktop
GRID P40-8Q	8,967	271	NA	Unknown
Radeon RX 580	8,906	774	185	Desktop
Radeon RX 5500	8,828	773	150	Desktop
Radeon RX 480	8,666	781	150	Desktop
Tesla P4	8,666	374	NA	Unknown
Radeon R9 290X	8,665	774	NA	Unknown
GeForce GTX 1660 Ti with Max-Q Design	8,661	370	60	Mobile
Radeon R9 295X2	8,638	785	500	Desktop
Radeon RX590 GME	8,602	647	175	Desktop
Intel Arc A750	8,578	614	225	Desktop
Quadro RTX 3000 with Max-Q Design	8,507	342	60	Mobile
GRID RTX6000-1B	8,473	592	NA	Unknown
Radeon R9 290X / 390X	8,389	699	290	Desktop
Ryzen 5 4600HS with Radeon Graphics	8,371	414	NA	Unknown
Radeon R9 290	8,362	783	NA	Unknown
Radeon Pro Duo	8,296	751	350	Desktop
Radeon RX 5600M	8,267	496	150	Mobile
Radeon Pro 5500 XT	8,264	608	NA	Unknown
Tesla V100-PCIE-32GB	8,260	327	NA	Unknown
GeForce GTX Titan	8,193	632	250	Desktop
GeForce GTX 1060 (Mobile)	8,161	444	80	Mobile
Radeon R9 290 / 390	8,150	695	275	Desktop
Quadro K6000	8,053	537	225	Workstation
Radeon RX 470/570	8,047	729	120	Desktop

Videocard Name	G3D Mark	G2D Mark	TDP (W)	Category
 GeForce GTX 780	8,031	594	250	Desktop
 Ryzen 9 6900HS	8,005	836	NA	Unknown
 Radeon PRO W6400	7,991	848	NA	Unknown
 FirePro W9100	7,928	776	275	Workstation
 Radeon Pro WX 7100	7,919	806	130	Workstation
 Radeon RX 6500M	7,917	413	NA	Unknown